www.algopumps.com

DEEP WELL
SUBMERSIBLE PUMPS
50Hz

CE
for Specific Models

An ISO 9001 Company

ALGO
CONNECTING TECHNOLOGIES

Algo Profile

ALGO positions itself as not just a pump manufacturing company but as a dependable, technologically sound and one stop solution provider to meet the diverse needs of customers across the globe. Understanding the need of efficient and cost effective pumping solutions and fluid management systems ALGO is established by the veterans having more than 30 years of diversified experience.

To overcome the current challenges in providing energy efficient and complete pumping solutions and meet the requirement of discerning customers ALGO is determined to offer technologically integrated and inventive pumping systems & Solutions at affordable prices.

With the vast experience gained in both domestic and international markets ALGO products are designed and produced with synergy of best in class technologies and processes with international standards. Most of its products are ISI certified and manufacturing facilities are accredited with ISO 9001

ALGO stays abreast of the major changes worldwide in terms of technology and processes. This combines with the ability to understand customers' requirement allows for the development of products that meet the challenges of tomorrow.

ALGO has comprehensive range of products to cater Residential, Agriculture, Building services, Industrial & waste water segments. ALGO'S highly qualified Engineers and technicians assure satisfactory service at all time

The ability & Impetus of ALGO in product development, Pricing, Promotion, e-commerce strategies will result in sustainable competitive advantages for all stake holders. We at ALGO always strive to focus on current industry trend and meet the next generation pumping requirements.

Mission, Vision & Value

To provide technologically integrated and ultramodern fluid management systems and solutions for diversified applications at affordable prices and become one of the pump majors globally.

To ensure that we meet all the standards of safety, efficiency, hygiene and environment protection and contribute significantly in developing systems for energy saving.

Our Values are defined by our dedication to Quality, Principles, &Integrity that lead to customers' satisfaction all time and ultimate success of the company and its stakeholders.

Quality Policy

We are determined to offer reliable & Innovative products and services with high standards, Dedicated to understand & meet customers' requirements on time.

We are committed to focus on introducing industry best technologies & Concepts to save energy, protect environment and to give high priority for customers' satisfaction all time.

Index

Alinox Series	
General Information	6
4" SS Pump Exploded Drawing	9
3" SS Pump Performance details	11
4" SS Pump Performance details	13
6" SS Pump Exploded Drawing	18
6" SS Pump Performance details	19
8" & 10 SS Pump Exploded Drawing	28
8" SS Pump Performance details	29
10" SS Pump Performance details	31
Costa Series & Maxi Blue Series	
6" General Information	38
6" Cross Sectional Drawing	39
6" Performance Details	40
8" General Information	53
8" Cross Sectional Drawing	54
8" Performance Details	55
Vista & Zento Series	
General Information	64
3" Vista Series Performances details	65
4" Zenta Series Performances details	68
Pipe Flow Rate Chart	80
Pipe Friction Loss Table	81

ALINOX SERIES


ALGO
ALGO

ALGO ALINOX Series stainless steel bore hole submersible pumps are multistage centrifugal type and are designed to deliver best efficiency. All hydraulic components are fabricated with high grade non-magnetic corrosion resistant SS304 / SS316 stainless steel materials for hygienic water supply and longer life. All components are precisely machined & balanced to have excellent mechanical stability and withstand high torque. These pumps are provided with inbuilt Check valve to prevent back flow of water. These pumps are available with combination type NEMA standard mounting dimensions also to suit with higher and lower diameter NEMA Standard motors.

PUMP OPERATING LIMITATIONS

Model	3PS	4PS	6PS	8PS	10PS
Nominal Dia.	3" (75mm)	4"(100mm)	6"(150mm)	8"(200mm)	10"(250mm)
Power Range	0.25 - 1.1kW	0.37 - 7.5 kW	2.2 - 55 kW	5.5 - 110 kW	9.3 - 220 kW
Speed	2900 rpm	2900 rpm	2900 rpm	2900 rpm	2900 rpm
Flow Range m^3/h	0 - 3	0.4 - 20	7 - 76	20 - 126	18 - 280
Head range m	10 - 144	4.0 - 480	4.5 - 645	8 - 475	6 - 488
Outlet size	1"	1¼", 1½" & 2"	2", 2½", 3" & 4"	4" & 5"	6"

OPERATING CONDITIONS

Liquid Temperature	: 33°C (NBR) 90°C (VITON)
Max. Permissible Sand Content	: 50 g/m^3
Max. Allowable TDS	: 3000 PPM
Specific Gravity	: 1.004
PH	: 6.5 to 8.5

High Temperature Applications: Pumps will be supplied with Viton rubber material, on request at additional cost.

MODEL NOMENCLATURE

X P(X)X - (X)XX/XX(RX)(D)(H)- X

- Nominal Pump Dia 3=3", 4=4", 8=8"
- Submersible Pump
- Applicable only for C: Costa Series M: Maxi Blue/ Maxi Deep Series
- Material: L: Ss410 Construction S: SS304 Construction T: SS316 Construction C: Cast Iron Construction
- Nominal Flow rate in m^3/h 1= $1m^3/h$, 60= $60m^3/h$, 160=$160m^3/h$ Letter T, F, E represents decimal valve .2, .5 & .8 respectively
- Number of Stages
- Reduced Impeller Dia : R1, R2, R3
- Applicable only for double cable guard
- Applicable only for High Head Models
- Applicable only when different dia. Suction connector used

Available in both SS304 (PS Type) & SS316 (PT Type) construction

In view of continuous improvements in our design and process, the information, dimensions and specifications given herein are subject to change without notice.

3PS & 4PS Group Performance

2900 rpm

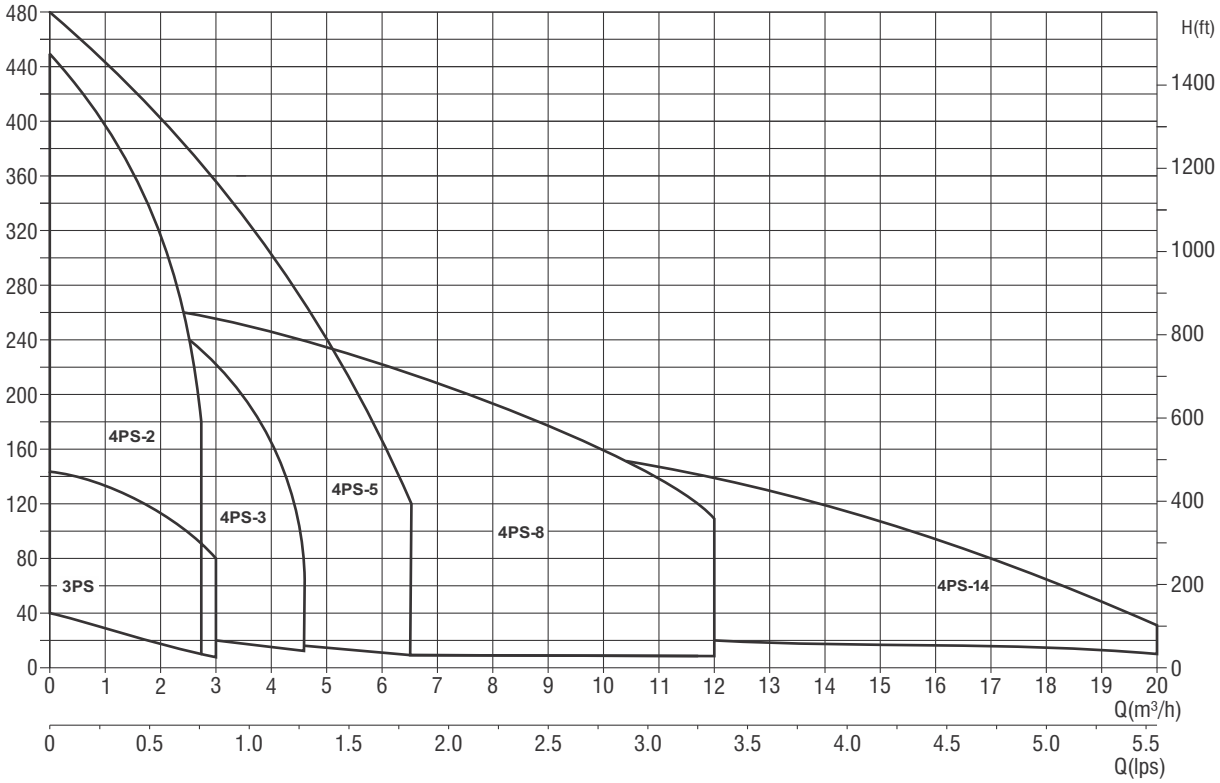

6PS Group Performance

2900 rpm

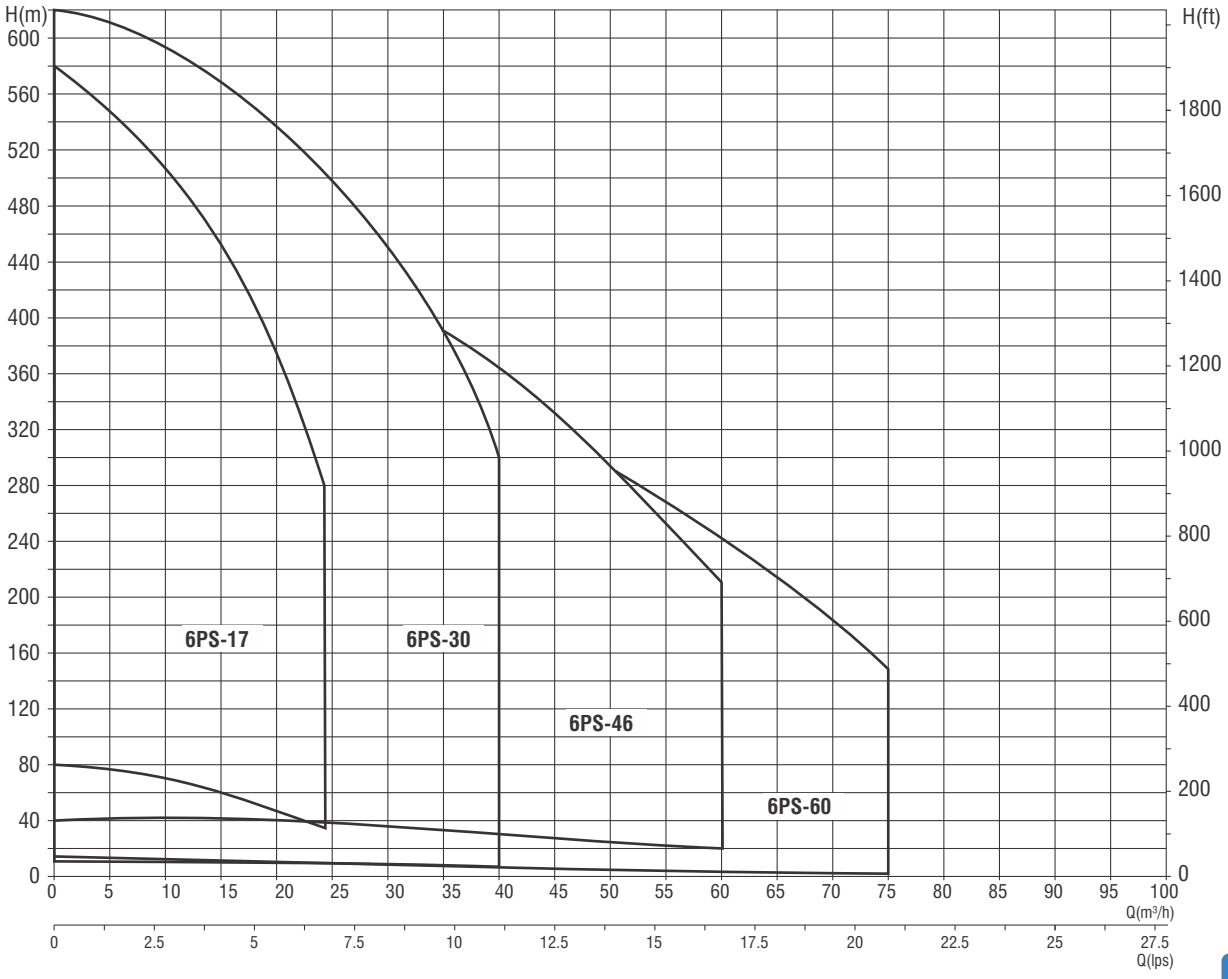

8PS & 10PS Group Performance

2900 rpm

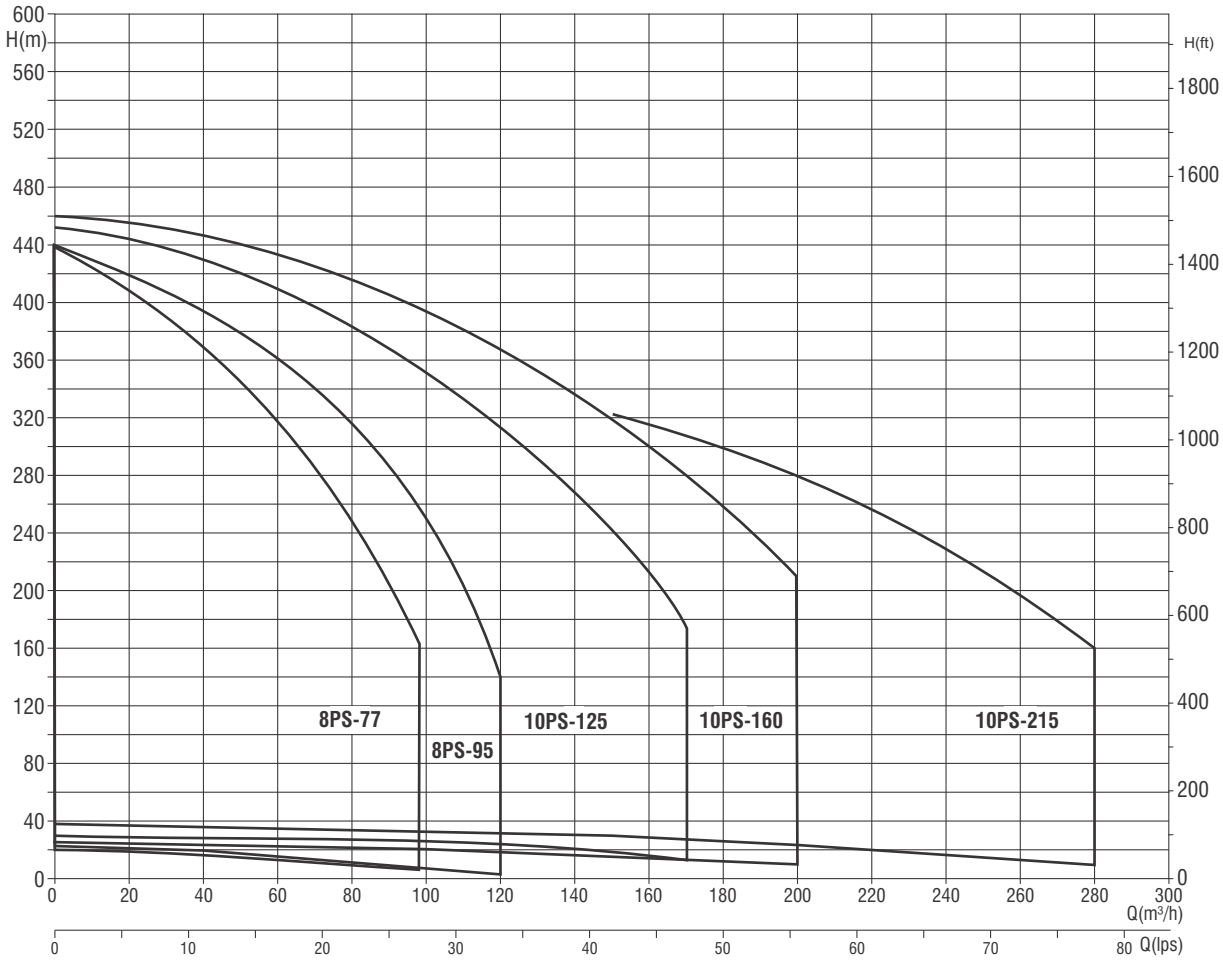

Materials of Construction

PART NAME	3" & 4" SS PUMPS		6" to 10" SS PUMPS	
	TYPE - PS	TYPE - PT	TYPE - PS	TYPE – PT
IMPELLER	S.S - 304	S.S. - 316	S.S. - 304	S.S. - 316
DIFFUSER CHAMBER	S.S - 304	S.S. - 316	S.S. - 304	S.S. - 316
SHAFT	S.S. - 304 / 420	S.S. - 316	S.S. - 304 / 420	S.S. - 316
SUCTION HOUSING	S.S. - 304	S.S - 316	S.S. - 304	S.S. - 316
DISCHARGE HOUSING	S.S - 304	S.S. - 316	S.S. - 304	S.S. - 316
LOCKING STRAPS	S.S. - 304	S.S - 316	S.S. - 304	S.S. - 316
COUPLING SPLINES	S.S. - 304 / 420	S.S - 316	S.S. - 304 / 420	S.S. - 316
CHECK VALVE DISC	S.S - 304	S.S. - 316	S.S. - 304	S.S. - 316
CHECK VALVE SEAT	NBR / VITON	NBR / VITON	NBR / VITON	NBR / VITON
WEAR RING	NBR / VITON	NBR / VITON	NBR / VITON	NBR / VITON
SPLIT CONE AND NUT	S.S - 304	S.S. - 316	S.S. - 304	S.S. - 316
STOP RING	S.S - 420 / BRONZE	TEFLON	CARBON	CARBON
CABLE GUARD	S.S. - 304	S.S - 316	S.S. - 304	S.S. - 316
STRAINER	S.S. - 304	S.S. - 316	S.S. - 304	S.S. - 316
INTERMEDIATE BEARING	NBR / VITON	NBR / VITON	NBR / VITON	NBR / VITON

In view of continuous improvements in our design and process, the information, dimensions and specifications given herein are subject to change without notice.

4” Exploded View: 4PS Models

2 - 5 m^3/h

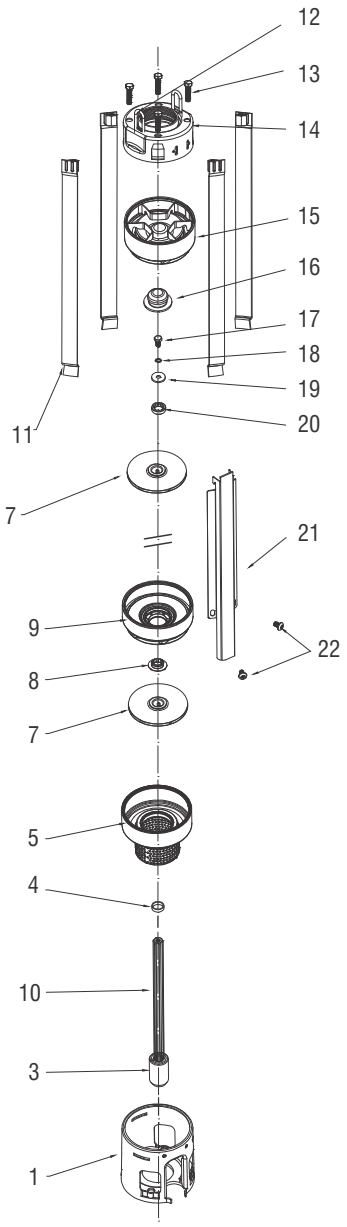

8 m^3/h

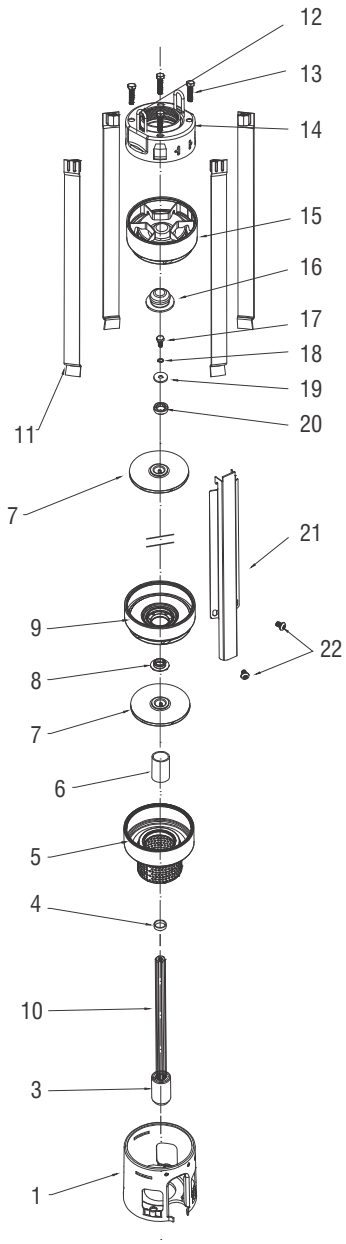

Part No.	Part Name
1	Suction Housing
2	Screw
3	Coupling
4	Spacer Sleeve
5	Inlet Screen Chamber
6	Sleeve
7	Impeller
8	Bush - Diffuser Casing

Part No.	Part Name
9	Diffuser Casing
10	Shaft
11	Locking Strap
12	Hook
13	Locking Strap Bolt
14	Discharge Housing
15	Check Valve Assy.
16	Bush - CT Pad

Part No.	Part Name
17	Screw
18	Washer
19	Upthrust Washer
20	Sleeve
21	Cable Guard
22	Cable Guard Screw

4” Exploded View: 4PS Models

14 m^3/h

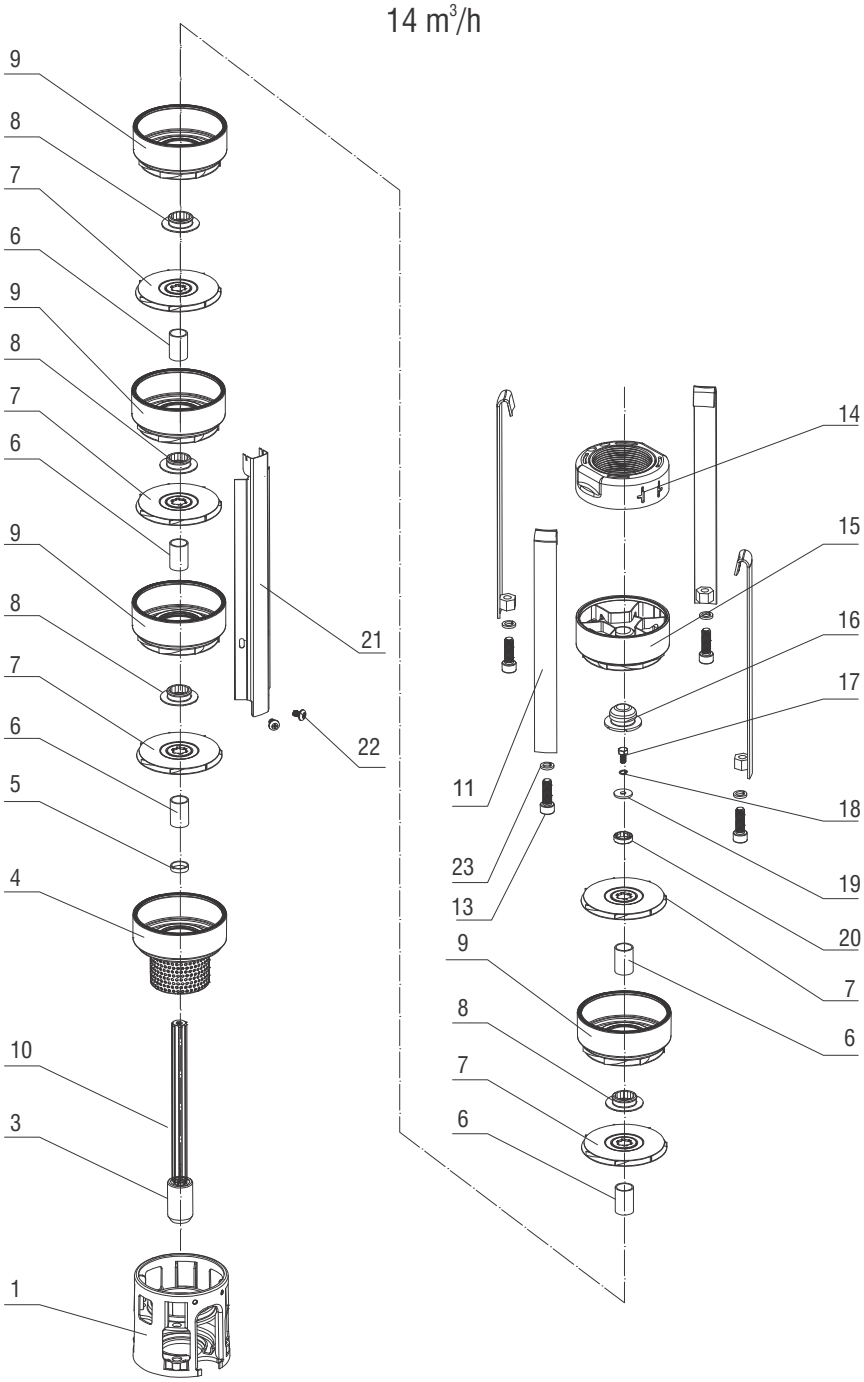

Part No.	Part Name
1	Suction Housing
2	Screw
3	Coupling
4	Spacer Sleeve
5	Inlet Screen Chamber
6	Sleeve
7	Impeller
8	Bush - Diffuser Casing

Part No.	Part Name
9	Diffuser Casing
10	Shaft
11	Locking Strap
12	Hook
13	Locking Strap Bolt
14	Discharge Housing
15	Check Valve Assy.
16	Bush - CT Pad

Part No.	Part Name
17	Screw
18	Washer
19	Upthrust Washer
20	Sleeve
21	Cable Guard
22	Cable Guard Screw
23	Spring Washer

3PS-1F

Nominal Flow: 1.5m³/h

Outlet Size: 1¼”

Performance Curve

2900 rpm

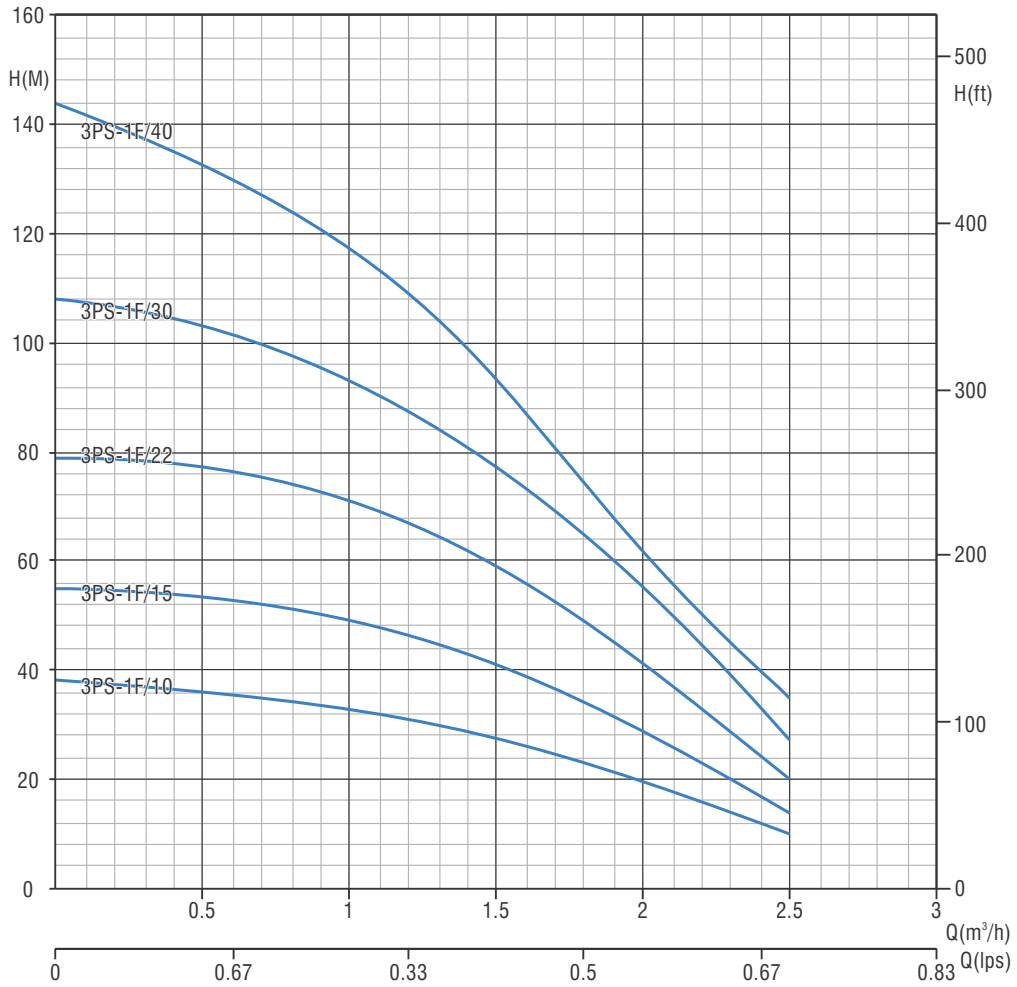

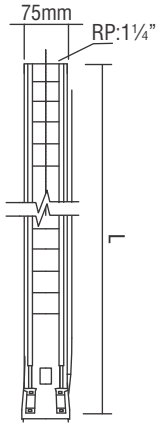

Model	Motor Power		Q(m³/h)	0	0.5	1	1.5	1.8	2	2.5	Height L
	kW	HP	Q(lps)	0	0.13	0.28	0.42	0.5	0.55	0.7	(mm)
3PS-1F/10	0.25	0.33	Head(m)	38	36	33	28	23	20	10	330
3PS-1F/15	0.37	0.5		55	54	50	40	34	29	14	430
3PS-1F/22	0.55	0.75		79	78	72	58	50	42	20	570
3PS-1F/30	0.75	1		108	105	93	76	64	57	27	730
3PS-1F/40	1.1	1.5		144	132	120	91	76	60	35	930

In view of continuous improvements in our design and process, the information, dimensions and specifications given herein are subject to change without notice.

3PS-2

Nominal Flow: 2 m^3/h

Outlet Size: 1¼”

Performance Curve

2900 rpm

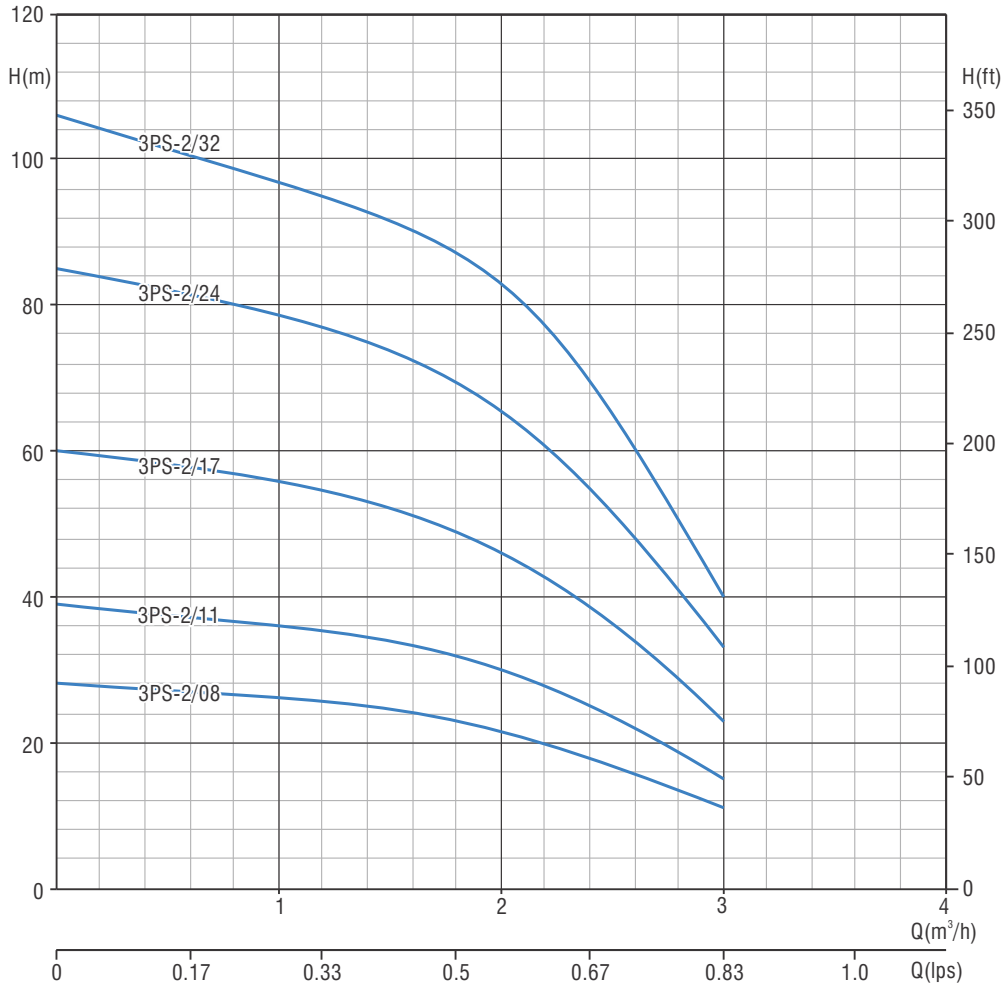

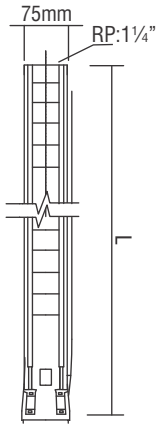

Model	Motor Power		Q(m^3/h)	0	1	1.5	2	2.5	3	Height L (mm)
	kW	HP	Q(lps)	0	0.28	0.42	0.55	0.7	0.83	
3PS-2/08	0.25	0.33	Head (m)	28	26	25	22	17	11	290
3PS-2/11	0.37	0.5		39	36	34	30	24	15	350
3PS-2/17	0.55	0.75		60	56	52	46	37	23	470
3PS-2/24	0.75	1		85	79	74	65	52	33	610
3PS-2/32	1.1	1.5		106	97	92	83	65	40	770

In view of continuous improvements in our design and process, the information, dimensions and specifications given herein are subject to change without notice.

4PS-2

Nominal Flow: 2m³/h

Outlet Size: 1¼”

Performance Curve

2900 rpm

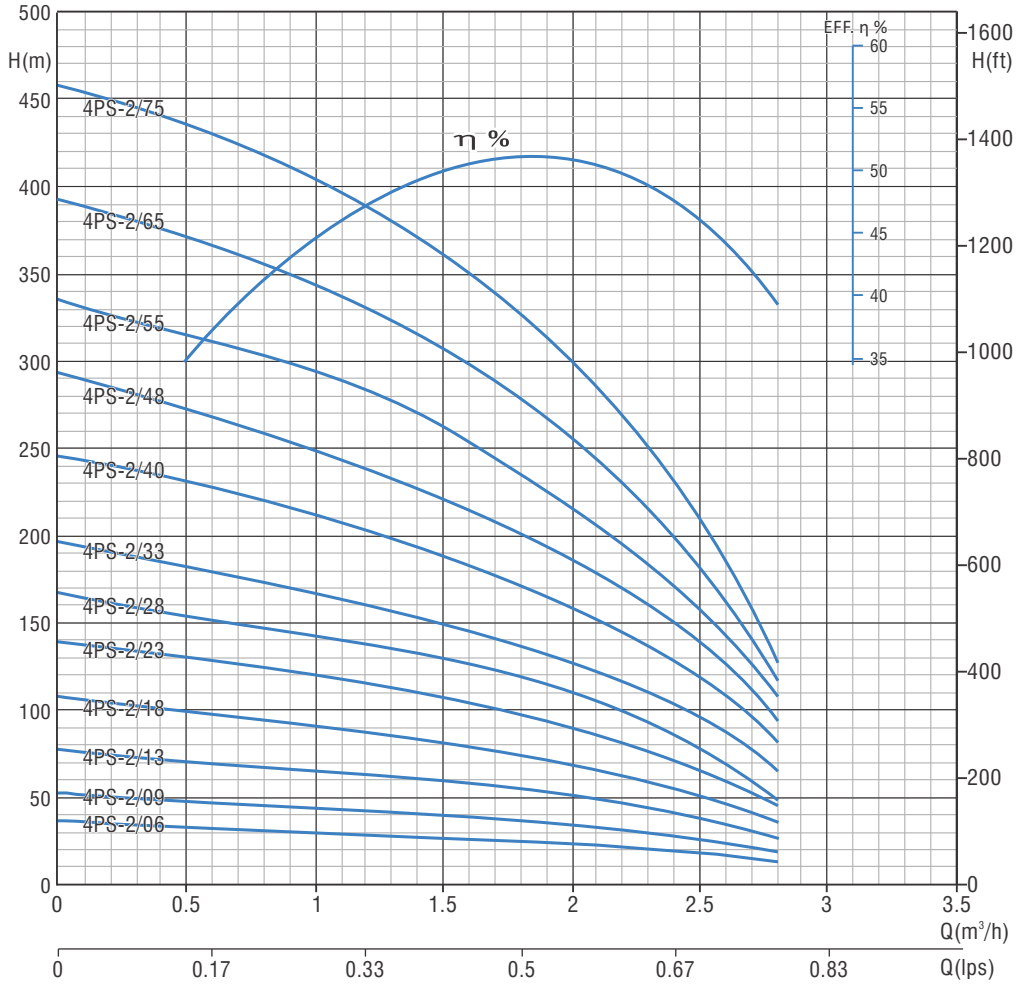

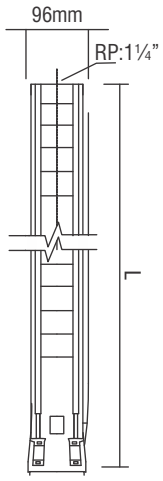

Model	Motor Power		Q(m³/h)	0	0.6	1.2	1.8	2.4	2.8	Height L
	kW	HP	Q(lps)	0	0.17	0.33	0.5	0.67	1.0	(mm)
4PS-2/06	0.37	0.5	Head (m)	37	33	30	27	24	13	281
4PS-2/09	0.37	0.5		56	50	45	41	36	17	344
4PS-2/13	0.55	0.75		81	72	65	59	52	26	428
4PS-2/18	0.75	1		112	99	90	81	72	36	533
4PS-2/23	1.1	1.5		143	127	115	104	92	47	638
4PS-2/28	1.5	2		174	154	140	126	112	59	743
4PS-2/33	1.5	2		205	182	165	149	132	66	848
4PS-2/40	2.2	3		248	220	198	180	160	81	995
4PS-2/48	2.2	3		298	264	240	216	192	93	1163
4PS-2/55	3	4		336	303	275	248	220	109	1310
4PS-2/65	3	4		394	374	340	279	171	118	1541
4PS-2/75	4	5.5		458	437	397	328	203	129	1751

In view of continuous improvements in our design and process, the information, dimensions and specifications given herein are subject to change without notice.

4PS-3

Nominal Flow: 3 m^3/h

Outlet Size: 1¼”

Performance Curve

2900 rpm

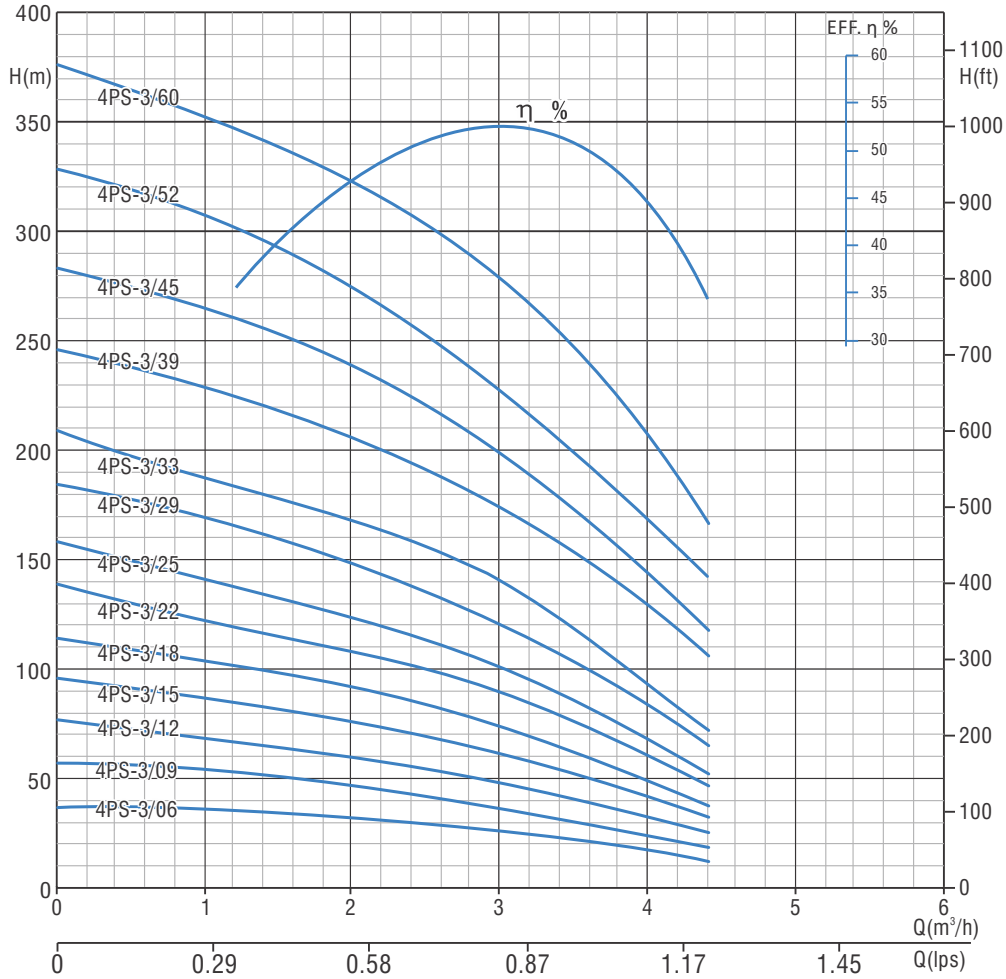

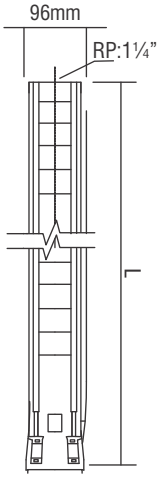

Model	Motor Power		Q(m^3/h)	0	1.2	2.4	3	3.6	4.2	4.4	Height L
	kW	HP	Q(lps)	0	0.33	0.66	0.83	1.0	1.17	1.22	(mm)
4PS-3/06	0.37	0.5	Head(m)	37	33	29	26	23	19	12	281
4PS-3/09	0.55	0.75		56	50	43	40	35	28	19	344
4PS-3/12	0.75	1		74	66	58	53	46	37	26	407
4PS-3/15	1.1	1.5		93	83	72	66	57	47	33	470
4PS-3/18	1.1	1.5		112	99	86	79	69	56	38	533
4PS-3/22	1.5	2		136	121	106	97	84	68	47	617
4PS-3/25	1.5	2		155	138	120	110	96	78	52	680
4PS-3/29	2.2	3		183	165	138	120	100	74	65	729
4PS-3/33	2.2	3		198	176	154	141	123	99	72	827
4PS-3/39	3	4		242	215	187	172	149	121	105	974
4PS-3/45	3	4		272	242	211	194	169	136	118	1107
4PS-3/52	4	5.5		328	302	257	229	192	155	141	1303
4PS-3/60	4	5.5		377	348	308	279	239	189	158	1527

In view of continuous improvements in our design and process, the information, dimensions and specifications given herein are subject to change without notice.

4PS-5

Nominal Flow: 5 m^3/h

Outlet Size: 1½”

Performance Curve

2900 rpm

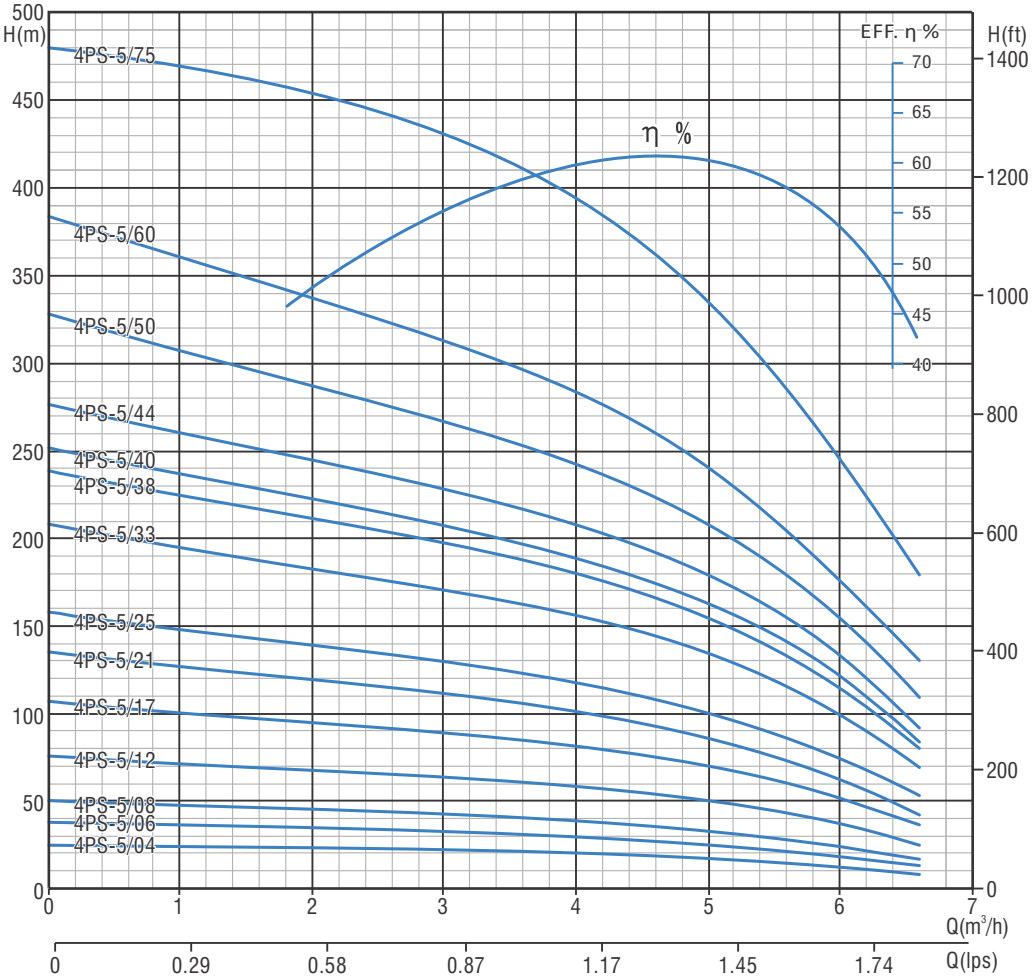

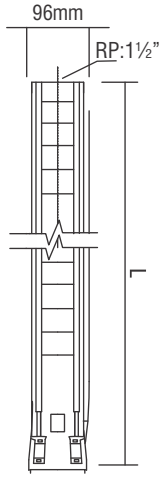

Model	Motor Power		Q(m^3/h)	0	2.4	3.6	4.8	5.4	6	6.6	Height L
	kW	HP	Q(lps)	0	0.67	1.0	1.33	1.25	1.67	1.83	(mm)
4PS-5/04	0.37	0.5	Head(m)	25	21	20	17	15	12	8	239
4PS-5/06	0.55	0.75		38	32	30	26	23	18	13	281
4PS-5/08	0.75	1		50	43	40	34	30	24	17	323
4PS-5/12	1.1	1.5		76	64	60	52	46	37	25	407
4PS-5/17	1.5	2		107	90	84	73	65	52	36	512
4PS-5/21	2.2	3		135	117	106	89	78	62	42	595
4PS-5/25	2.2	3		158	133	124	108	95	76	53	680
4PS-5/33	3	4		208	176	164	142	125	101	69	848
4PS-5/38	4	5.5		239	202	188	163	144	116	80	953
4PS-5/40	4	5.5		252	213	198	172	152	122	84	995
4PS-5/44	4	5.5		277	234	218	189	167	134	92	1079
4PS-5/52	5.5	7.5		328	277	258	224	198	159	109	1247
4PS-5/60	5.5	7.5		384	329	301	242	219	175	130	1440
4PS-5/75	7.5	10		480	459	423	349	300	240	170	1760

In view of continuous improvements in our design and process, the information, dimensions and specifications given herein are subject to change without notice.

4PS-8

Nominal Flow: 8 m^3/h

Outlet Size: 2”

Performance Curve

2900 rpm

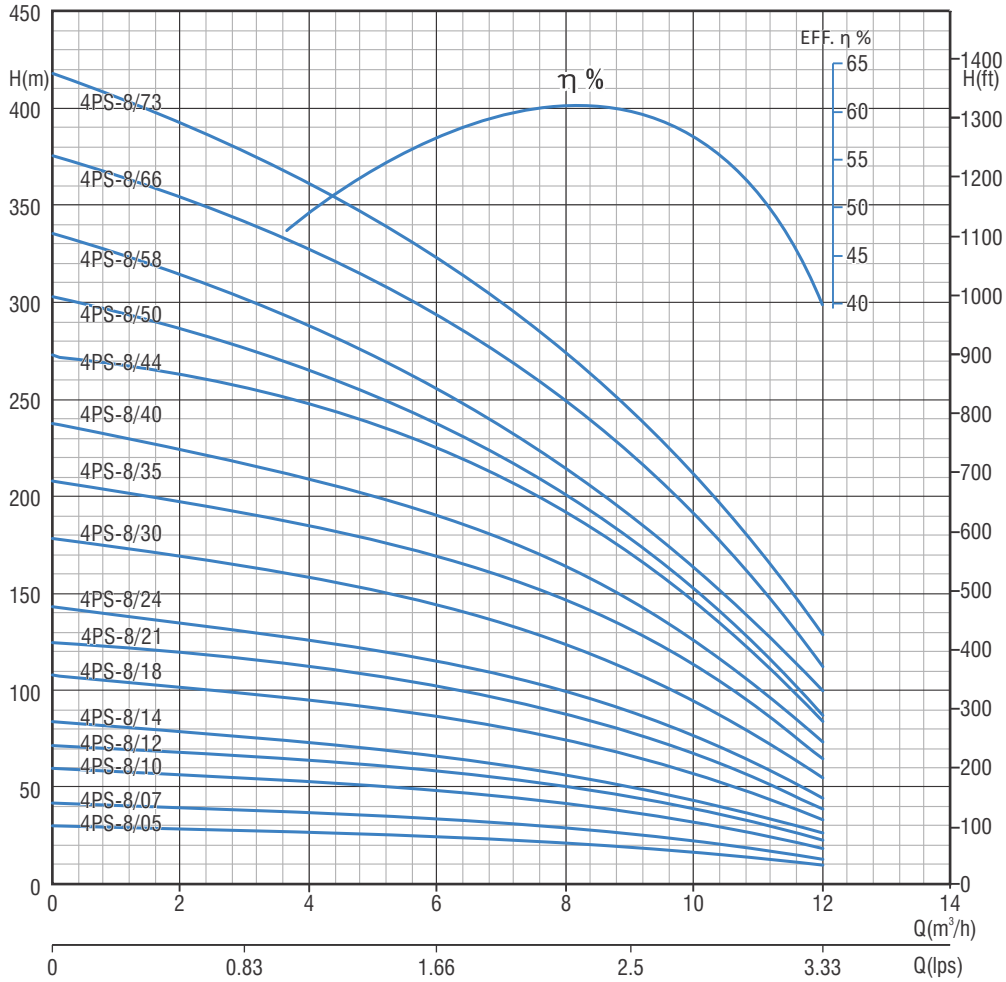

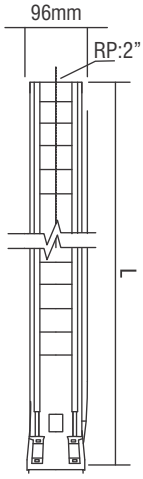

Model	Motor Power		Q(m^3/h)	0	3.6	4.8	6.6	8.4	10.2	12	Height L
	kW	HP	Q(lps)	0	1.0	1.33	1.83	2.33	2.83	3.33	(mm)
4PS-8/05	0.75	1	Head(m)	30	27	26	24	21	16	10	292.5
4PS-8/07	1.1	1.5		41	37	36	33	29	22	12	347.5
4PS-8/10	1.5	2		60	54	51	47	41	32	18	430
4PS-8/12	2.2	3		71	64	61	57	50	38	22	485
4PS-8/15	2.2	3		84	75	71	66	58	44	26	540
4PS-8/18	3	4		108	97	91	84	74	57	33	650
4PS-8/21	4	5.5		125	113	107	99	86	66	38	732.5
4PS-8/25	4	5.5		143	129	122	113	99	76	44	815
4PS-8/30	5.5	7.5		179	161	153	141	124	95	55	980
4PS-8/37	5.5	7.5		208	188	179	164	145	111	64	1117.5
4PS-8/40	7.5	10		238	215	204	188	165	127	73	1255
4PS-8/44	7.5	10		273	246	233	216	189	145	84	1365
4PS-8/50	9.5	10		303	265	247	224	190	148	88	1530
4PS-8/58	9.3	12.5		335	288	369	242	210	163	100	1750
4PS-8/66	11	15		374	327	304	280	247	190	116	1970
4PS-8/73	11	15		418	355	335	309	268	208	130	2218

In view of continuous improvements in our design and process, the information, dimensions and specifications given herein are subject to change without notice.

4PS-14

Nominal Flow: 14 m^3/h

Outlet Size: 2”

Performance Curve

2900 rpm

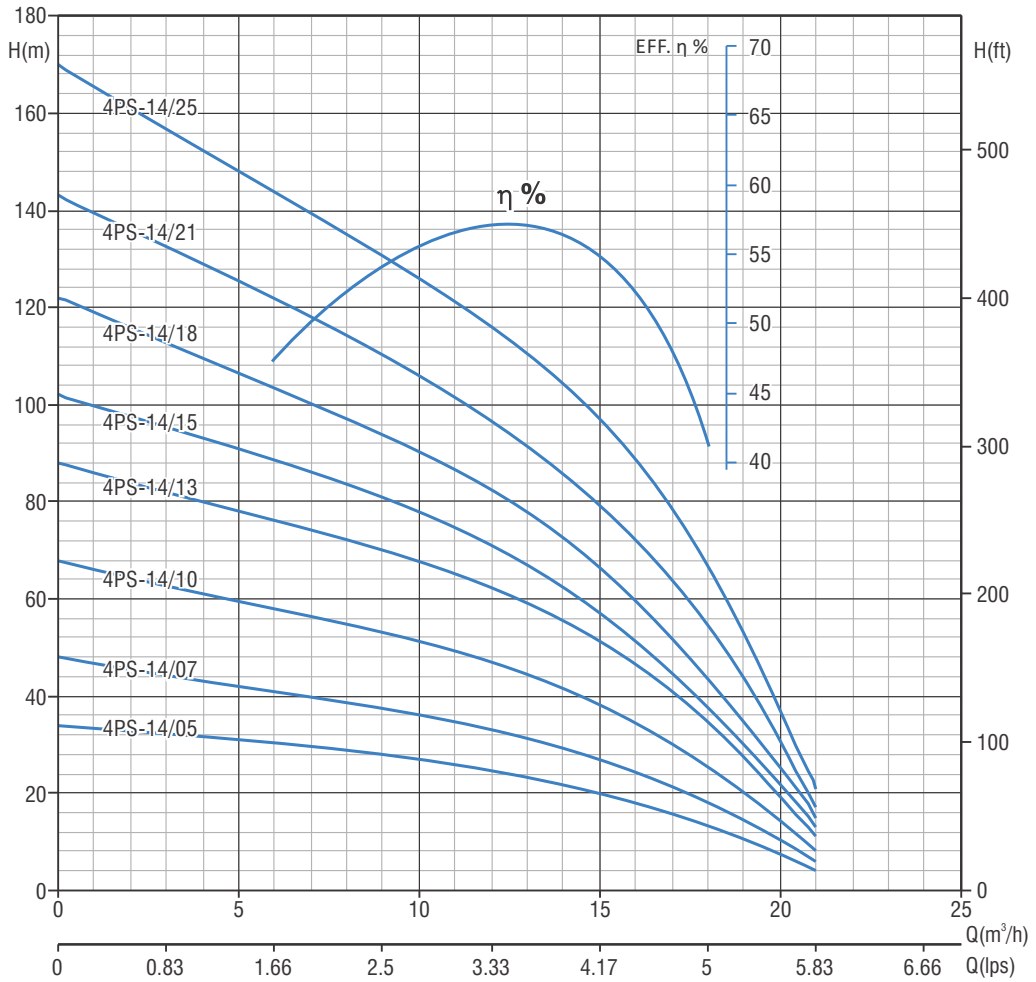

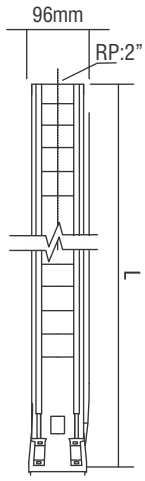

Model	Motor Power		Q(m^3/h)	0	3	6	9	12	15	18	21	Height L
	kW	HP	Q(lps)	0	0.83	1.67	2.5	3.33	4.17	5.0	5.83	(mm)
4PS-14/05	1.5	2	Head (m)	33	31	29	27	24	19	14	4	365
4PS-14/07	2.2	3		47	43	41	38	33	27	18	6	449
4PS-14/10	3	4		66	61	58	53	48	39	26	8	575
4PS-14/13	4	5.5		85	80	75	70	62	49	34	11	701
4PS-14/15	5.5	7.5		99	92	86	81	72	57	40	13	785
4PS-14/18	5.5	7.5		118	111	104	96	85	69	48	15	911
4PS-14/21	7.5	10		139	129	121	113	100	81	55	17	1037
4PS-14/25	7.5	10		165	153	145	134	119	96	66	21	1205

In view of continuous improvements in our design and process, the information, dimensions and specifications given herein are subject to change without notice.

6” Exploded View: 6PS Models

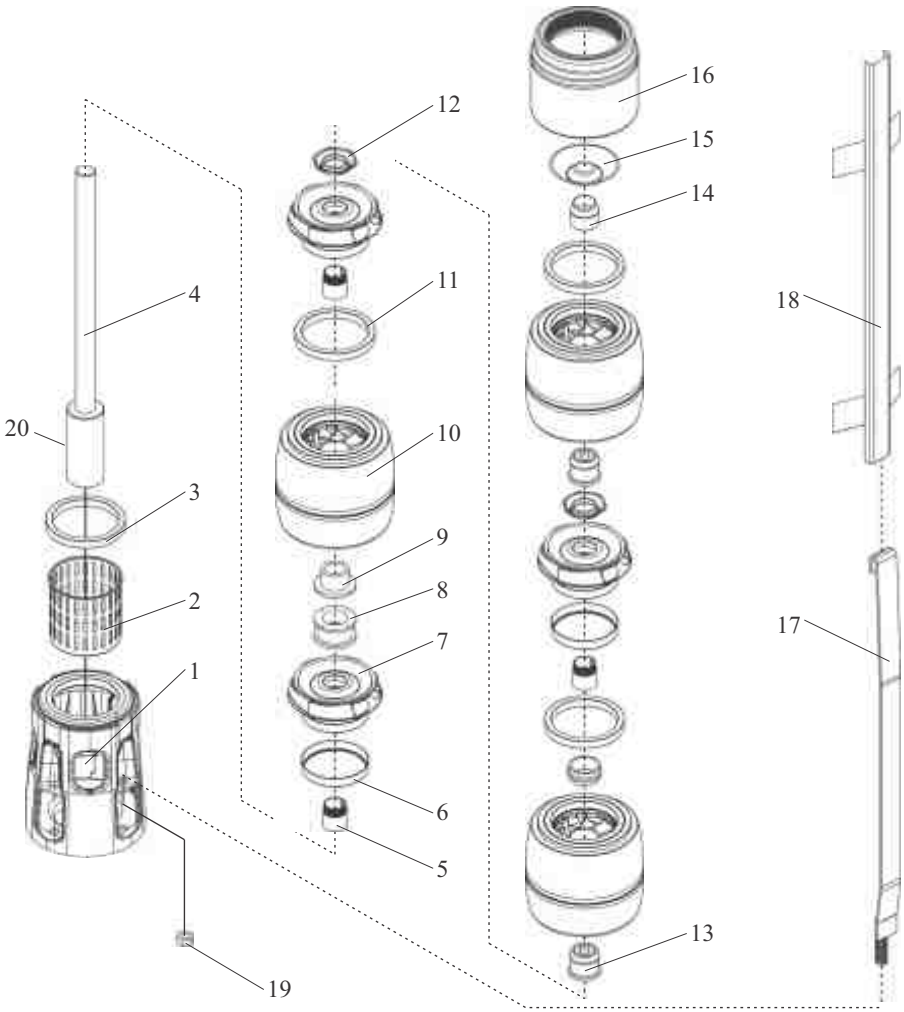

Part No.	Part Name	Part No.	Part Name
1	Suction Housing	11	Diffuser Wear Ring
2	Strainer	12	Bush Bearing
3	Suction Housing Wear Ring	13	Split Cone Nut
4	Pump Shaft	14	Upper Bearing
5	Split Cone	15	Valve Disc
6	Impeller Wear Ring	16	Discharge housing
7	Impeller	17	Cable Guard
8	Bush CT-Pad	18	Locking Strap
9	Stop Ring	19	Locking Strap Nut
10	Diffuser	20	Coupling

In view of continuous improvements in our design and process, the information, dimensions and specifications given herein are subject to change without notice.

6PS-17

Nominal Flow: 17 m^3/h

Outlet Size: 2½" / 3"*

Performance Curve

2900 rpm

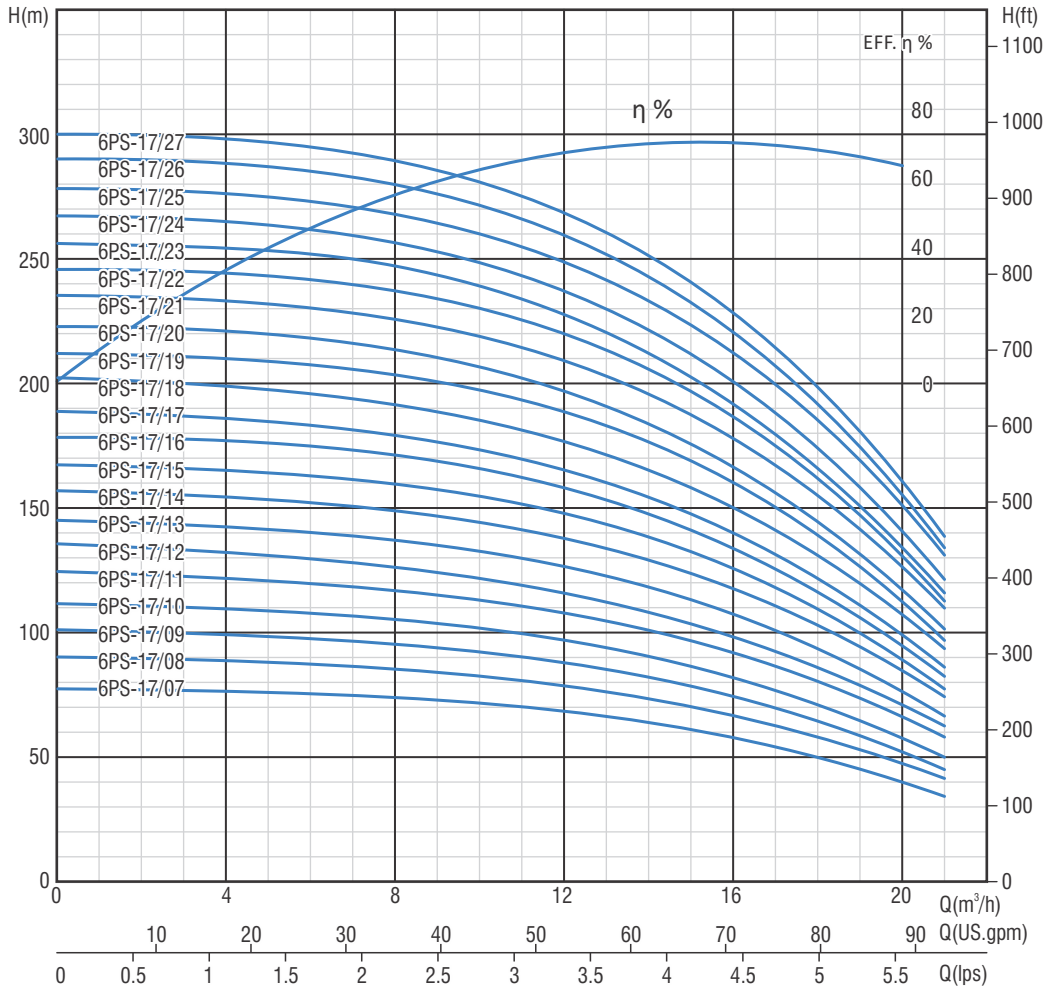

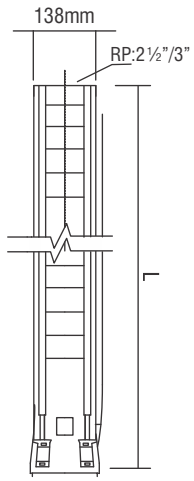

Model	Motor Power		Q(m^3/h)	0	6	8	10	12	14	16	18	20	Height	Weight
	kW	HP	Q(lps)	0	1.7	2.2	2.8	3.3	3.9	4.4	5.0	5.6	L (mm)	(kg)
6PS-17/07	4	5.5	Head(m)	78	76	73	71	68	63	58	50	40	693	14
6PS-17/08	5.5	7.5		90	87	84	82	78	73	67	58	48	753	16
6PS-17/09	5.5	7.5		100	98	96	92	88	82	75	65	52	814	17
6PS-17/10	5.5	7.5		110	108	105	101	97	90	82	70	57	874	18
6PS-17/11	7.5	10		123	119	117	113	107	100	91	80	65	935	20
6PS-17/12	7.5	10		133	129	127	121	116	108	95	85	70	995	21
6PS-17/13	7.5	10		145	140	138	132	126	118	107	93	75	1056	23
6PS-17/14	9.3	12.5		156	152	149	144	137	129	118	102	84	1116	24
6PS-17/15	9.3	12.5		168	162	159	154	148	138	126	109	89	1177	26
6PS-17/16	9.3	12.5		179	174	171	166	158	147	133	116	95	1237	27
6PS-17/17	9.3	12.5		189	183	179	173	166	154	140	121	99	1298	29
6PS-17/18	11	15		201	196	191	185	176	165	150	130	107	1358	30
6PS-17/19	11	15		212	207	203	197	188	176	160	139	112	1419	31
6PS-17/20	11	15		222	218	213	206	197	183	166	144	117	1479	33
6PS-17/21	13	17.5		234	230	226	218	209	196	177	155	125	1540	34
6PS-17/22	13	17.5		246	241	237	230	219	205	187	161	130	1600	36
6PS-17/23	13	17.5		256	252	247	239	228	212	192	166	133	1661	37
6PS-17/24	13	17.5		266	262	256	248	237	221	200	173	140	1721	39
6PS-17/25	15	20		279	273	268	260	248	233	211	184	150	1782	40
6PS-17/26	15	20		290	284	280	271	259	243	220	191	155	1842	42
6PS-17/27	15	20		300	295	289	280	268	251	228	199	160	1903	43

*Optional outlet size, on request.

In view of continuous improvements in our design and process, the information, dimensions and specifications given herein are subject to change without notice.

6PS-17

Nominal Flow: 17 m^3/h

Outlet Size: 2½"/3"*

Performance Curve

2900 rpm

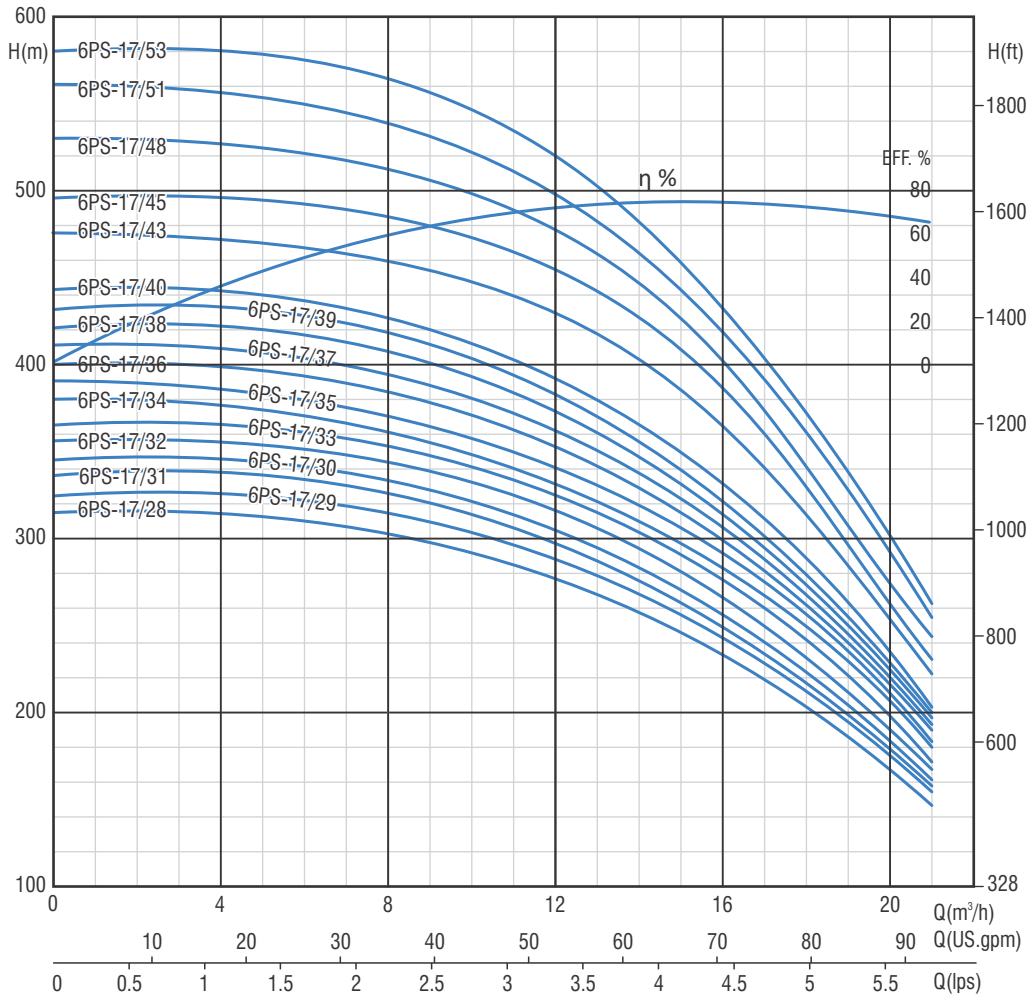

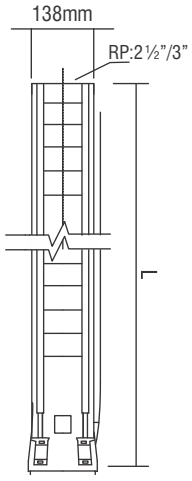

Model	Motor Power		Q(m^3/h)	0	8	12	14	16	18	20	Height	Weight
	kW	HP	Q(lps)	0	2.2	3.3	3.9	4.4	5	5.6	L (mm)	(kg)
6PS-17/28	18.5	25	Head(m)	314	303	276	254	234	202	166	1963	45
6PS-17/29	18.5	25		325	314	290	268	242	211	171	2024	46
6PS-17/30	18.5	25		336	325	298	274	248	218	177	2084	47
6PS-17/31	18.5	25		346	334	304	283	257	224	182	2145	49
6PS-17/32	18.5	25		356	344	314	292	266	230	188	2205	50
6PS-17/33	18.5	25		365	354	324	304	276	241	194	2266	52
6PS-17/34	22	30		380	360	331	310	283	247	200	2326	53
6PS-17/35	22	30		390	368	341	319	291	256	205	2387	55
6PS-17/36	22	30		400	384	352	328	300	261	211	2447	56
6PS-17/37	22	30		410	395	363	338	307	267	217	2508	58
6PS-17/38	22	30		420	407	371	347	314	273	223	2568	59
6PS-17/39	22	30		430	418	382	355	321	280	229	2629	60
6PS-17/40	22	30		442	426	390	365	330	289	235	2689	62
6PS-17/43	26	35		476	459	429	402	363	311	254	2750	63
6PS-17/45	26	35		496	485	454	426	385	329	262	2810	65
6PS-17/48	26	35		530	513	477	446	401	340	274	2871	68
6PS-17/51	30	40		560	538	497	464	418	360	292	3054	70
6PS-17/53	30	40		580	564	520	480	432	370	302	3176	72

*Optional outlet size, on request.

In view of continuous improvements in our design and process, the information, dimensions and specifications given herein are subject to change without notice.

6PS-30

Nominal Flow: 30 m^3/h

Outlet Size: 3”

Performance Curve

2900 rpm

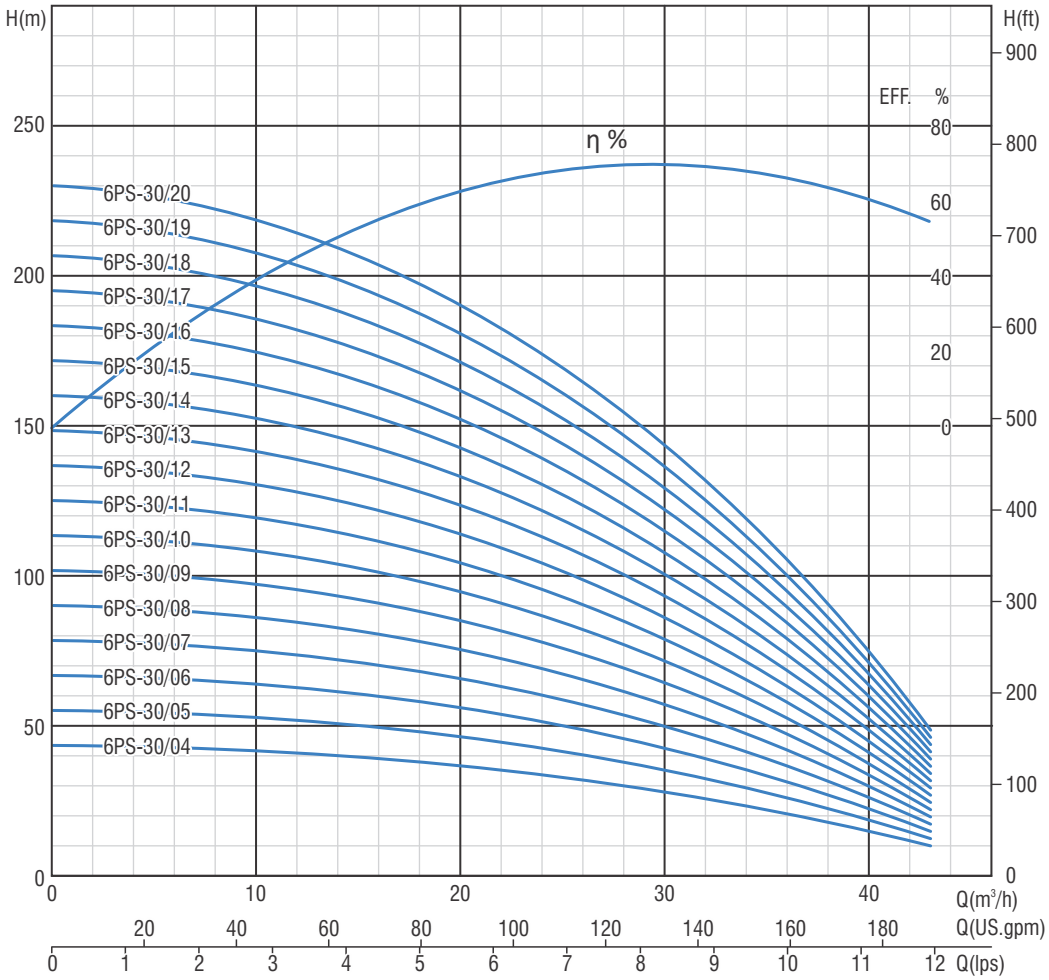

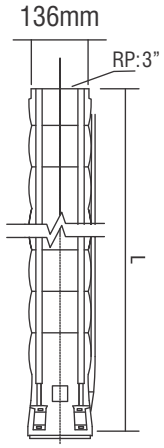

Model	Motor Power		Q(m^3/h)	0	14.4	21.6	28.8	36	43.2	Height	Weight
	kW	HP	Q(lps)	0	4	6	8	10	12	L (mm)	(kg)
6PS-30/04	4	5.5	Head(m)	43	39	35	29	20	10	649	13
6PS-30/05	5.5	7.5		55	50	45	37	25	12	744	15
6PS-30/06	5.5	7.5		67	60	54	44	31	15	839	17
6PS-30/07	7.5	10		78	71	63	52	36	17	934	19
6PS-30/08	7.5	10		90	82	73	59	42	19	1029	21
6PS-30/09	9.3	12.5		101	93	82	67	47	22	1124	23
6PS-30/10	9.3	12.5		112	103	92	75	52	24	1219	25
6PS-30/11	9.3	12.5		124	113	101	83	57	24	1314	27
6PS-30/12	11	15		137	124	110	90	62	29	1409	29
6PS-30/13	11	15		148	134	120	98	68	31	1504	31
6PS-30/14	13	17.5		160	146	129	105	73	34	1599	33
6PS-30/15	13	17.5		171	156	139	112	78	36	1694	36
6PS-30/16	15	20		183	166	147	120	83	39	1789	38
6PS-30/17	15	20		194	176	157	128	89	42	1884	40
6PS-30/18	18.5	25		207	187	166	135	94	44	1979	42
6PS-30/19	18.5	25		218	198	175	143	100	47	2074	44
6PS-30/20	18.5	25		229	208	185	151	105	49	2169	46

In view of continuous improvements in our design and process, the information, dimensions and specifications given herein are subject to change without notice.

6PS-30

Nominal Flow: 30 m^3/h

Outlet Size: 3”

Performance Curve

2900 rpm

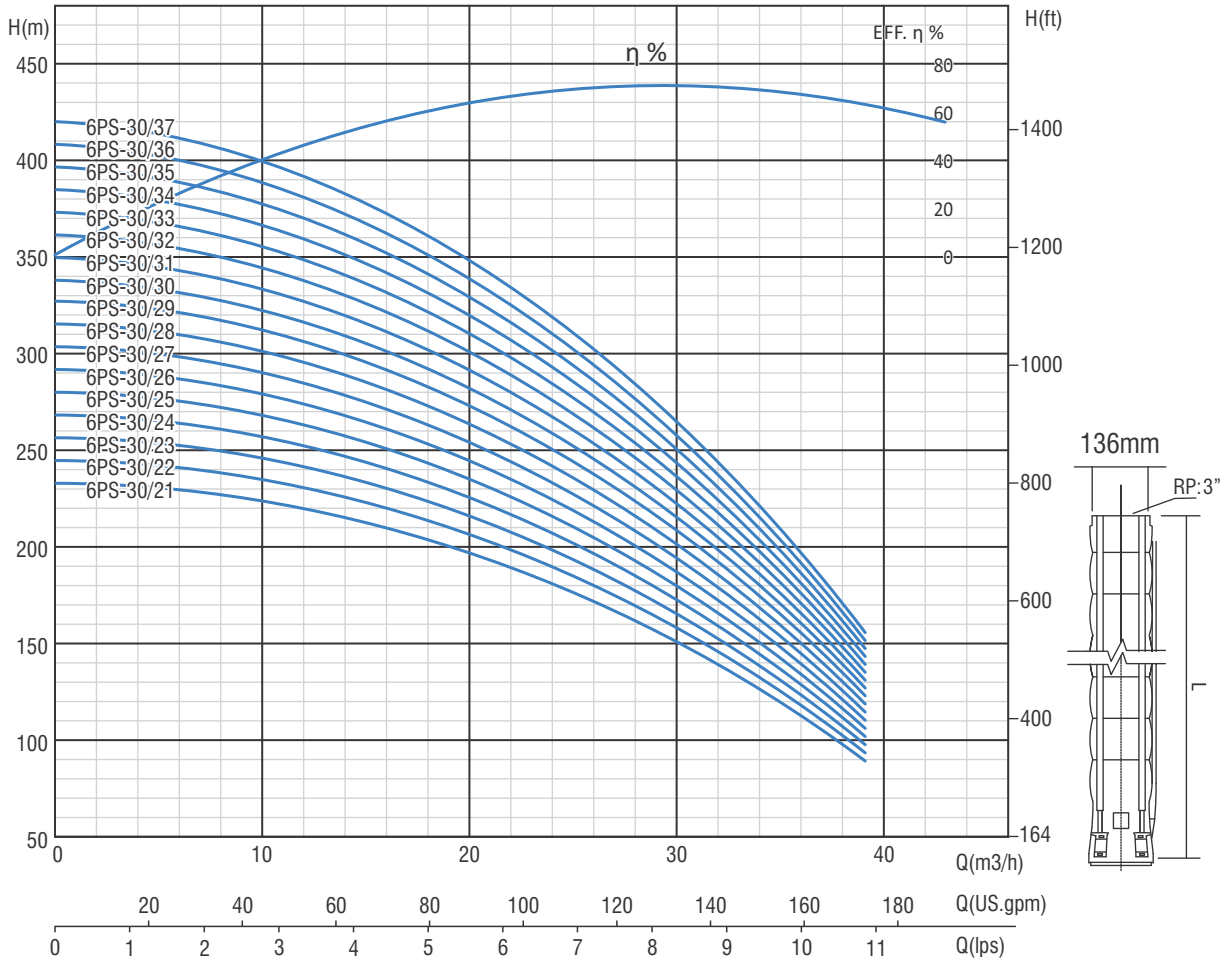

Model	Motor Power		Q(m^3/h)	0	14.4	21.6	28.8	36.0	39	Height	Weight
	kW	HP	Q(lps)	0	4	6	8	10	10.8	L (mm)	(kg)
6PS-30/21	18.5	25	Head(m)	232	213	190	153	102	89	2264	48
6PS-30/22	22	30		244	223	200	165	108	93	2359	50
6PS-30/23	22	30		257	233	210	172	113	97	2454	52
6PS-30/24	22	30		268	243	219	180	119	101	2549	54
6PS-30/25	22	30		280	254	228	188	125	105	2644	56
6PS-30/26	22	30		291	265	238	196	130	109	2739	58
6PS-30/27	26	35		302	275	247	203	136	113	2834	60
6PS-30/28	26	35		314	286	255	211	142	117	2929	63
6PS-30/29	26	35		327	297	264	219	148	122	3024	65
6PS-30/30	26	35		339	306	273	225	154	126	3119	67
6PS-30/31	26	35		350	317	282	232	159	130	3214	69
6PS-30/32	30	40		360	328	391	240	165	135	3309	71
6PS-30/33	30	40		372	338	300	248	172	139	3404	73
6PS-30/34	30	40		383	345	310	254	178	144	3499	75
6PS-30/35	30	40		397	358	319	261	185	148	3594	77
6PS-30/36	37	50		408	369	328	269	192	152	3689	79
6PS-30/37	37	50		420	379	338	277	197	157	3784	81

In view of continuous improvements in our design and process, the information, dimensions and specifications given herein are subject to change without notice.

6PS-30

Nominal Flow: 30 m^3/h

Outlet Size: 3”

Performance Curve

2900 rpm

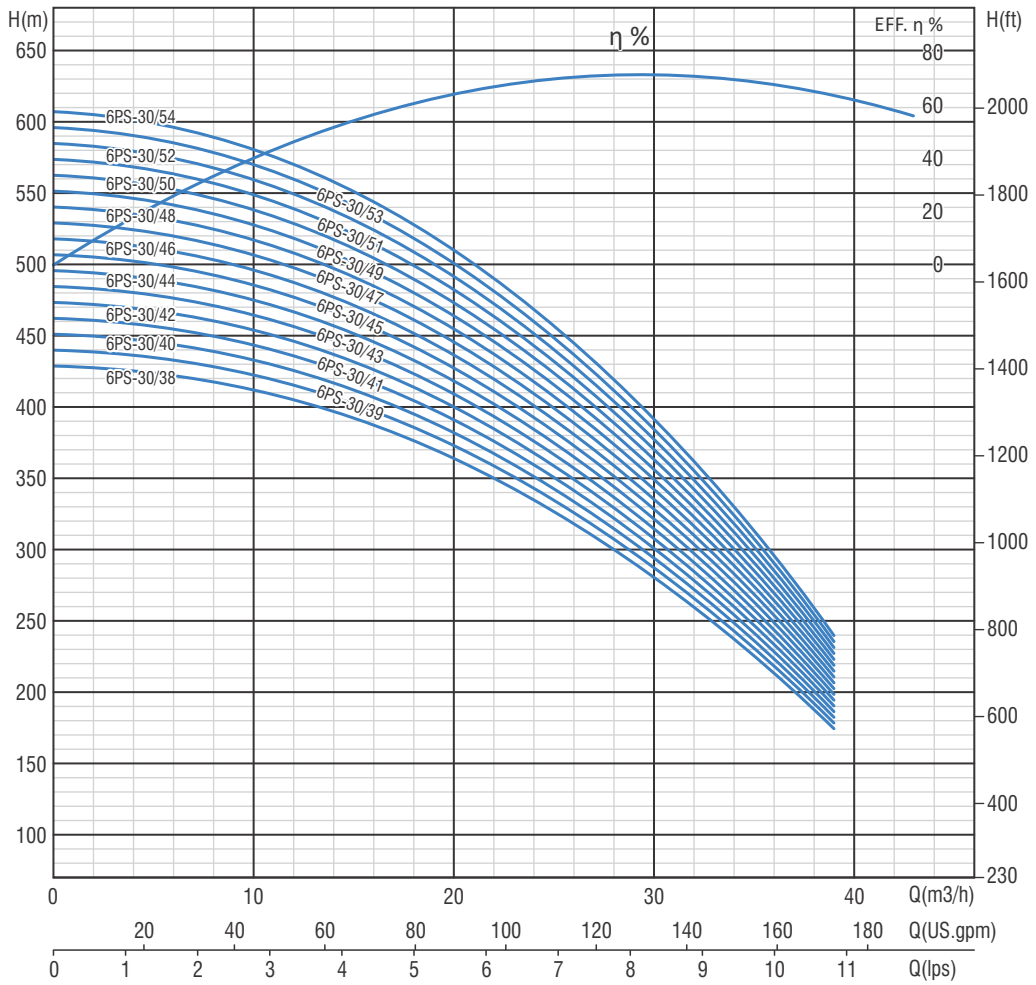

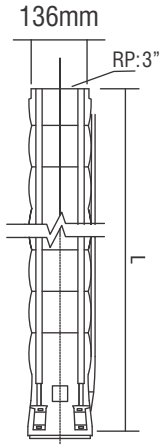

Model	Motor Power		Q(m^3/h)	0	14.4	21.6	28.8	36	39	Height	Weight
	kW	HP	Q(lps)	0	4	6	8	10	10.8	L (mm)	(kg)
6PS-30/38	37	50	Head(m)	430	394	355	292	211	173	3879	83
6PS-30/39	37	50		440	404	464	299	216	177	3974	124
6PS-30/40	37	50		450	414	373	306	221	181	4069	126
6PS-30/41	37	50		460	424	382	314	227	185	4164	129
6PS-30/42	37	50		471	434	391	321	232	190	4259	132
6PS-30/43	37	50		482	444	400	328	237	194	4354	134
6PS-30/44	45	60		494	454	409	335	242	198	4449	137
6PS-30/45	45	60		506	465	418	343	248	202	4544	139
6PS-30/46	45	60		517	475	427	250	253	208	4639	142
6PS-30/47	45	60		529	485	436	357	258	213	4734	145
6PS-30/48	45	60		540	495	445	364	264	217	4829	147
6PS-30/49	45	60		550	505	454	372	269	221	4924	150
6PS-30/50	55	75		560	515	463	379	275	225	5019	152
6PS-30/51	55	75		572	525	472	386	280	229	5114	155
6PS-30/52	55	75		584	535	481	393	285	234	5209	158
6PS-30/53	55	75		597	546	491	401	291	238	5304	160
6PS-30/54	55	75		608	556	501	408	297	242	5399	163

In view of continuous improvements in our design and process, the information, dimensions and specifications given herein are subject to change without notice.

6PS-46

Nominal Flow: 46 m^3/h

Outlet Size: 3” / 4”*

Performance Curve

2900 rpm

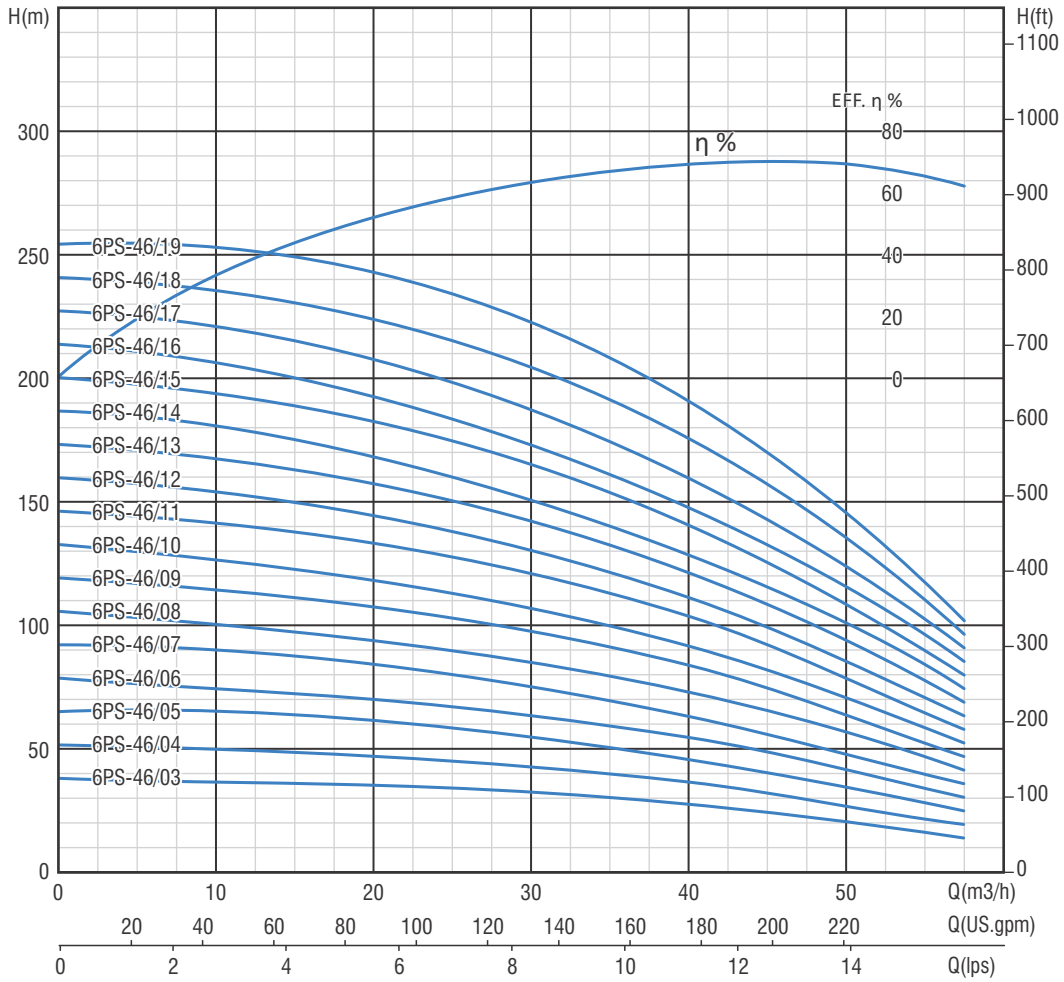

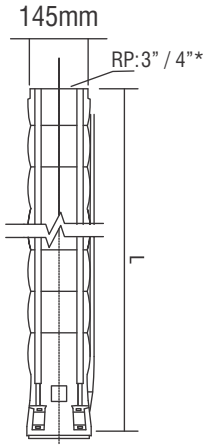

Model	Motor Power		Q(m^3/h)	0	28.8	36	46.8	58	Height	Weight
	kW	HP	Q(lps)	0	8	10	13	16.1	L (mm)	(kg)
6PS-46/03	5.5	7.5	Head(m)	37	34	30	23	13	606	12
6PS-46/04	7.5	10		51	43	40	31	18	718	15
6PS-46/05	7.5	10		64	57	50	38	23	830	18
6PS-46/06	9.3	12.5		78	64	59	47	28	942	20
6PS-46/07	11	15		90	77	69	55	34	1054	23
6PS-46/08	13	17.5		104	87	78	64	39	1166	26
6PS-46/09	15	20		119	100	90	73	44	1278	28
6PS-46/10	15	20		131	109	99	80	49	1390	31
6PS-46/11	18.5	25		146	123	111	89	56	1502	34
6PS-46/12	18.5	25		160	132	120	97	62	1614	36
6PS-46/13	22	30		172	145	131	106	68	1726	39
6PS-46/14	22	30		186	155	141	116	73	1838	42
6PS-46/15	22	30		200	170	152	123	78	1950	44
6PS-46/16	26	35		213	177	160	132	85	2062	47
6PS-46/17	26	35		227	187	169	139	90	2174	49
6PS-46/18	30	40		239	203	185	152	96	2286	52
6PS-46/19	30	40		253	228	207	162	102	2398	55

*Optional outlet size, on request.

In view of continuous improvements in our design and process, the information, dimensions and specifications given herein are subject to change without notice.

6PS-46

Nominal Flow: 46 m^3/h

Outlet Size: 3” / 4”*

Performance Curve

2900 rpm

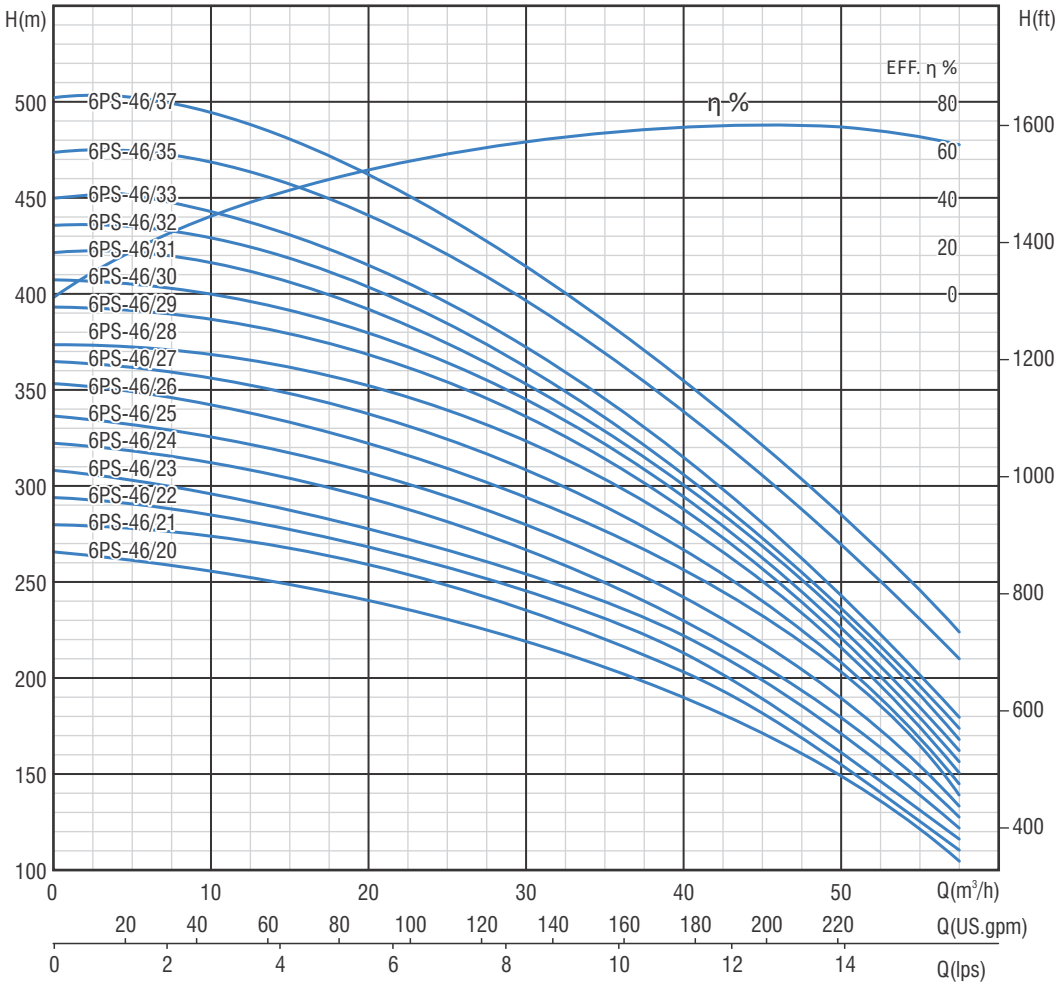

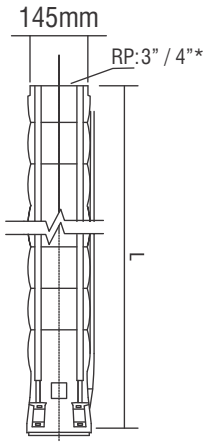

Model	Motor Power		Q(m^3/h)	0	28.8	36	46.8	58	Height	Weight
	kW	HP	Q(lps)	0	8	10	13	16.1	L (mm)	(kg)
6PS-46/20	30	40	Head(m)	264	222	204	167	104	2510	57
6PS-46/21	37	50		280	239	218	175	110	2622	60
6PS-46/22	37	50		293	250	229	182	116	2734	63
6PS-46/23	37	50		309	259	238	191	121	2846	65
6PS-46/24	37	50		321	270	248	200	127	2958	68
6PS-46/25	45	60		336	283	260	210	133	3070	71
6PS-46/26	45	60		352	298	272	220	139	3182	73
6PS-46/27	45	60		363	312	287	231	144	3294	76
6PS-46/28	45	60		373	328	301	240	150	3406	79
6PS-46/29	45	60		392	341	311	249	156	3518	81
6PS-46/30	45	60		408	350	319	253	162	3630	84
6PS-46/31	55	75		421	358	325	260	167	3742	86
6PS-46/32	55	75		435	368	332	263	173	3854	89
6PS-46/33	55	75		450	379	341	271	180	3966	92
6PS-46/35	55	75		473	401	365	296	210	4078	95
6PS-46/37	63	85		502	422	387	310	225	4190	98

In view of continuous improvements in our design and process, the information, dimensions and specifications given herein are subject to change without notice.

6PS-60

Nominal Flow: 60 m^3/h

Outlet Size: 3”/4”*

Performance Curve

2900 rpm

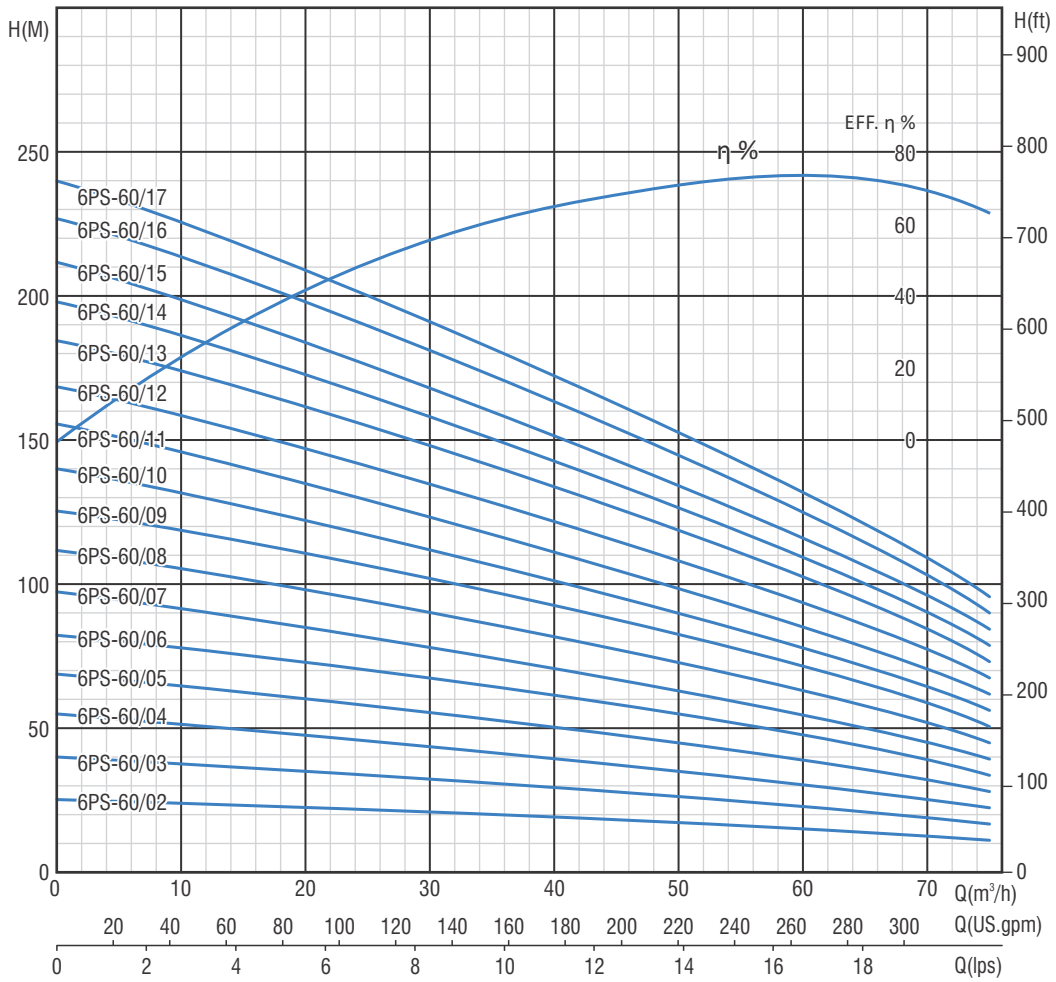

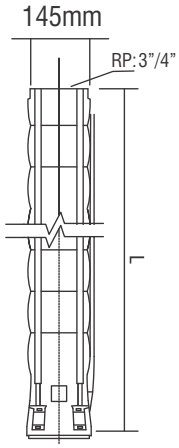

Model	Motor Power		Q(m^3/h)	0	20	40	50	60	70	75	Height	Weight
	kW	HP	Q(lps)	0	5.55	11.11	13.89	16.67	19.44	20.83	L (mm)	(kg)
6PS-60/02	4	5.5	Head(m)	25	22	19	17	14	12	11	494	10
6PS-60/03	5.5	7.5		40	35	29	26	22	18	16	606	12
6PS-60/04	7.5	10		54	48	39	35	30	24	21	718	15
6PS-60/05	9.3	12.5		69	60	50	44	38	30	26	830	18
6PS-60/06	11	15		82	72	61	54	45	36	31	942	20
6PS-60/07	13	17.5		97	85	70	62	53	43	37	1054	23
6PS-60/08	15	20		111	98	81	72	61	49	42	1166	26
6PS-60/09	18.5	25		124	110	92	82	71	55	47	1278	28
6PS-60/10	18.5	25		140	122	101	90	78	61	52	1390	31
6PS-60/11	22	30		155	134	111	99	84	67	57	1502	34
6PS-60/12	22	30		167	147	121	108	93	74	63	1614	36
6PS-60/13	26	35		183	161	133	118	102	80	69	1726	39
6PS-60/14	26	35		198	172	143	126	110	86	74	1838	42
6PS-60/15	26	35		211	183	151	134	116	92	80	1950	44
6PS-60/16	30	40		227	198	163	144	125	99	86	2062	47
6PS-60/17	30	40		240	204	172	153	132	109	92	2174	50

*Optional outlet size, on request.

In view of continuous improvements in our design and process, the information, dimensions and specifications given herein are subject to change without notice.

6PS-60

Nominal Flow: 60 m^3/h

Outlet Size: 3”/4”

Performance Curve

2900 rpm

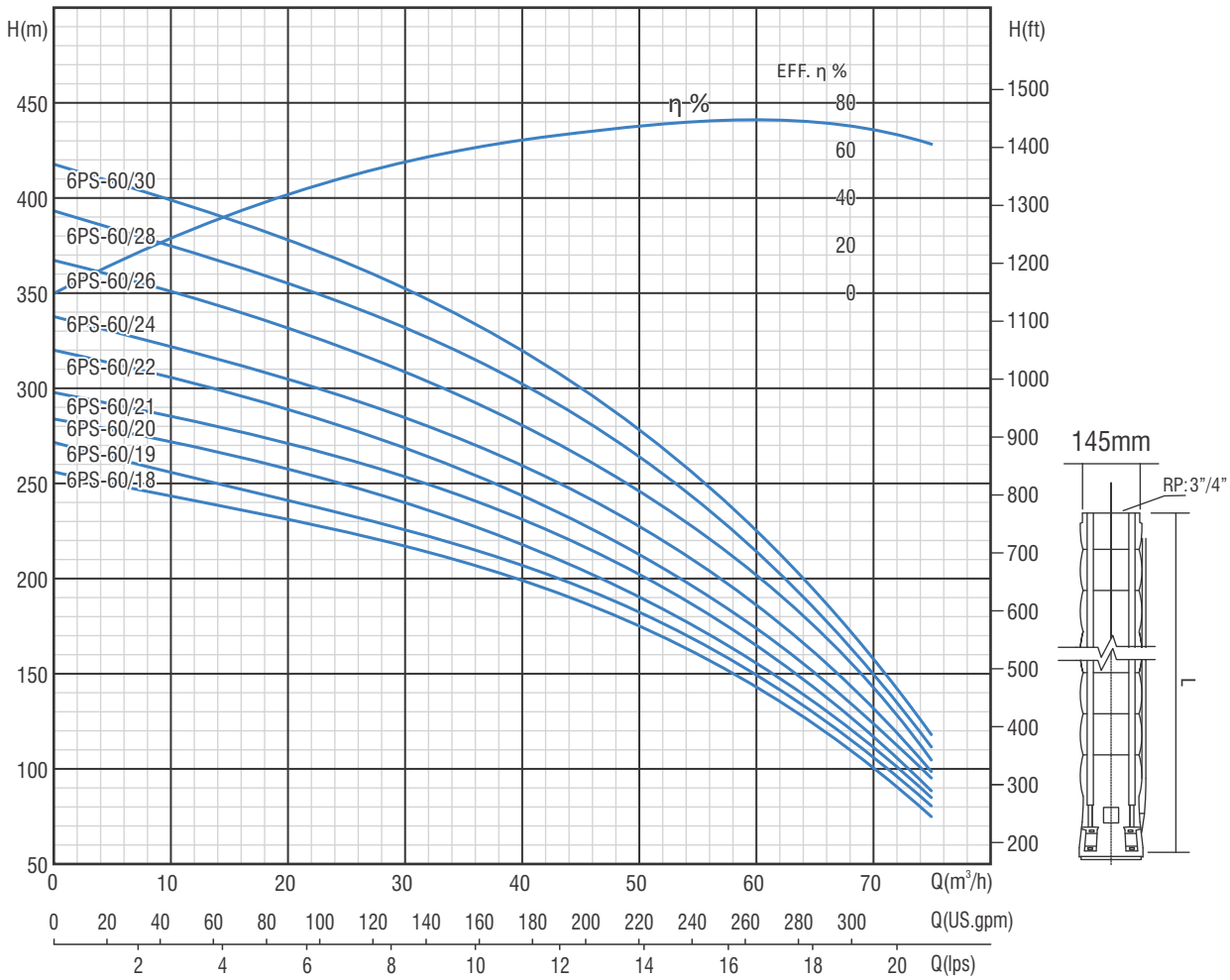

Model	Motor Power		Q(m³/h)	0	30	43	58	72	76	Height	Weight
	kW	HP	Q(lps)	0	8.3	11.9	16.2	20	21.1	L (mm)	(kg)
6PS-60/18	37	50	Head(m)	254	217	192	150	90	73	2286	52
6PS-60/19	37	50		269	225	200	156	96	79	2398	55
6PS-60/20	37	50		282	239	209	162	102	85	2510	58
6PS-60/21	37	50		298	252	222	172	108	91	2622	60
6PS-60/22	45	60		319	268	233	181	115	97	2734	63
6PS-60/24	45	60		338	283	250	193	121	103	2958	68
6PS-60/26	55	75		368	308	270	210	127	109	3182	73
6PS-60/28	55	75		392	331	281	223	133	115	3406	79
6PS-60/30	55	75		418	352	309	245	140	120	3630	84

In view of continuous improvements in our design and process, the information, dimensions and specifications given herein are subject to change without notice.

8” & 10” Exploded View: 8PS & 10PS Models

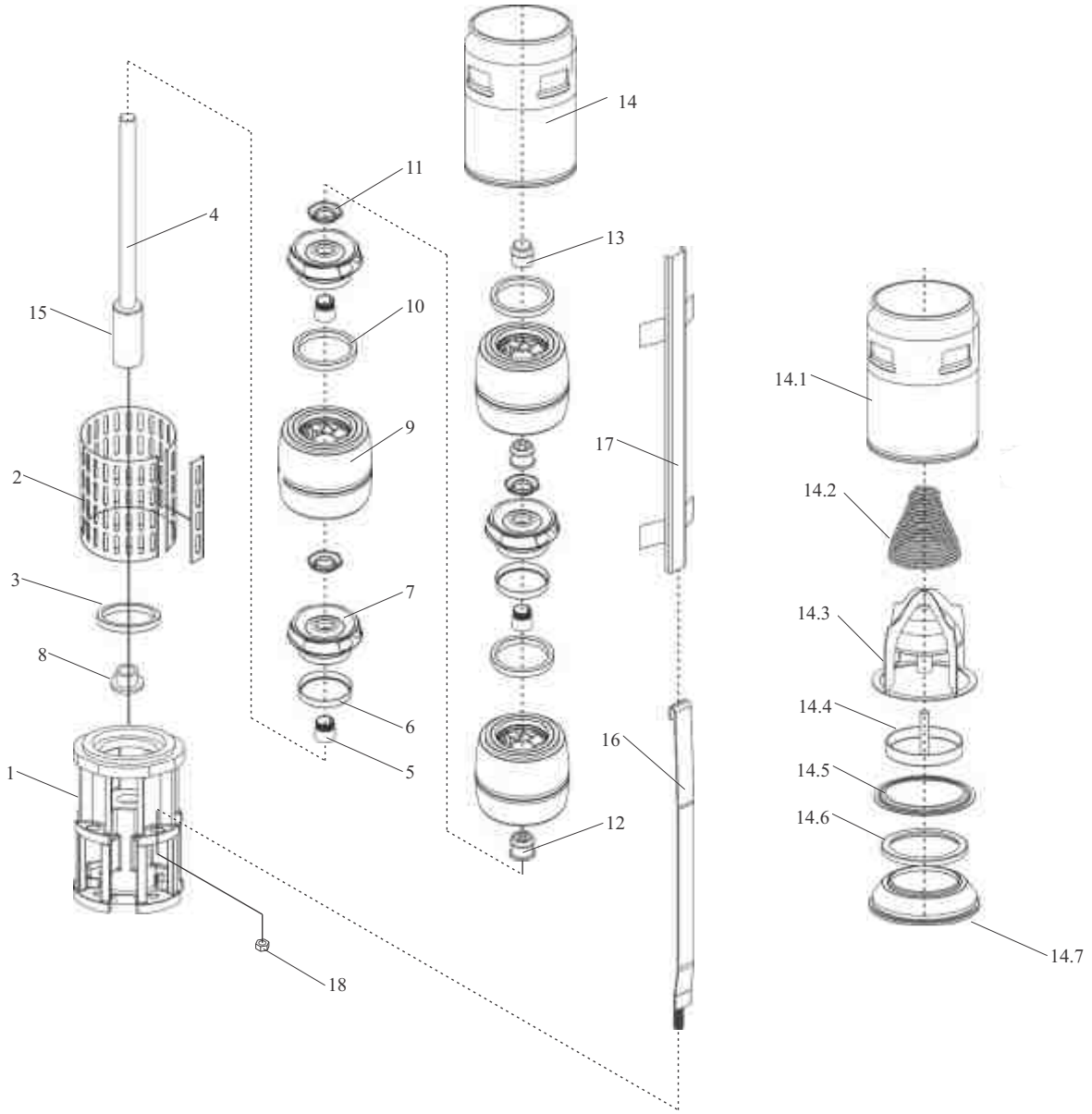

Part No.	Part Name
1	Suction Housing
2	Strainer
3	Suction Housing Wear Ring
4	Pump Shaft
5	Split Cone
6	Impeller Wear Ring
7	Impeller
8	Up Thrust Bush
9	Diffuser
10	Diffuser Wear Ring
11	Split Cone Nut
12	Bush Bearing
13	Upper Bearing

Part No.	Part Name
14	Discharge Housing Assembly
14.1	Discharge Housing
14.2	Check Valve Spring
14.3	Check Valve Guide
14.4	Check Valve Disc
14.5	Seat Retainer
14.6	Check Valve Seat
14.7	Seat Retainer
15	Coupling
16	Locking Strap
17	Cable Guard
18	Locking Strap Nut

In view of continuous improvements in our design and process, the information, dimensions and specifications given herein are subject to change without notice.

8PS-77

Nominal Flow: 77 m^3/h

Outlet Size: 4”/5”*

Performance Curve

2900 rpm

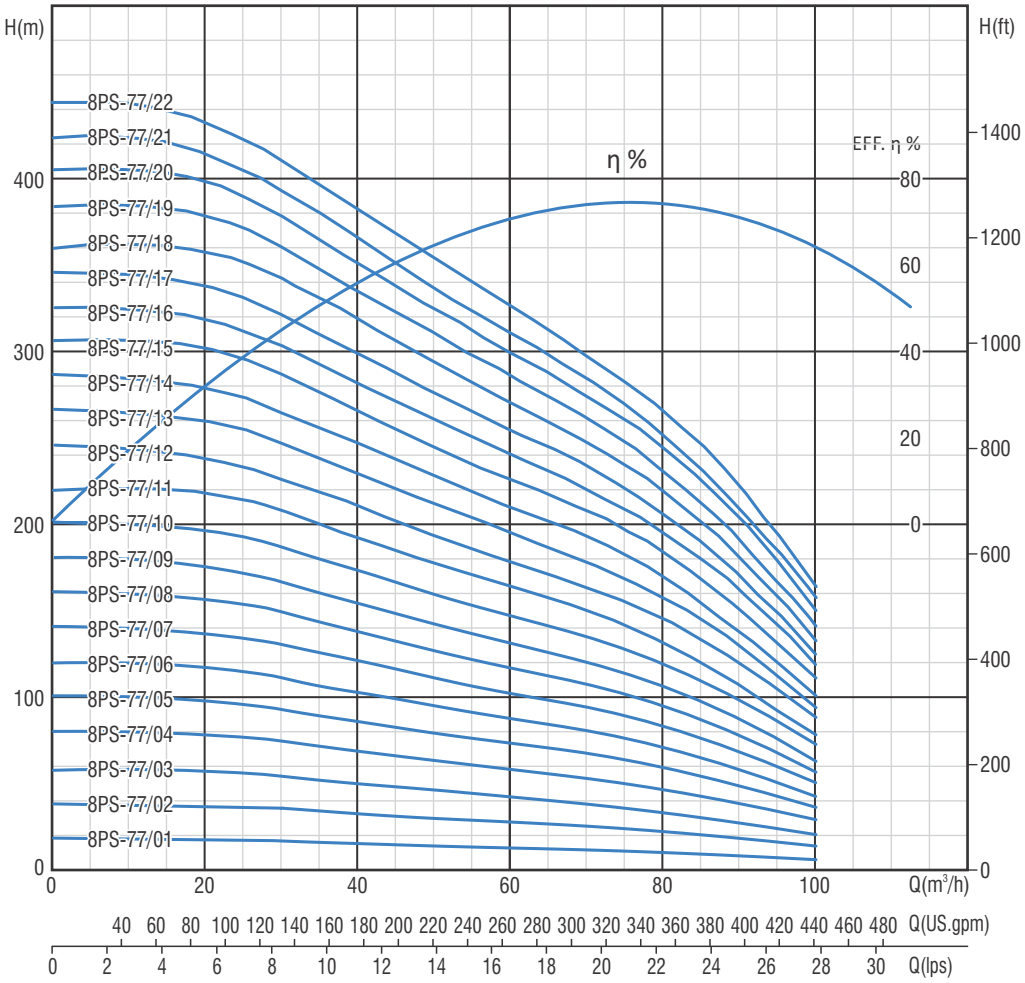

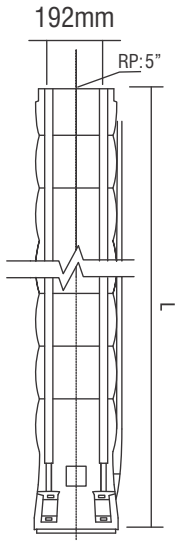

Model	Motor Power		Q(m^3/h)	0	57.6	64.8	72	79.2	86.4	96	Height	Weight
	kW	HP	Q(lps)	0	16	18	20	22	24	26.7	L (mm)	(kg)
8PS-77/01	5.5	7.5	Head(m)	19	18	15	14	13	11	6	571	26
8PS-77/02	7.5	10		38	37	33	30	28	23	14	699	30
8PS-77/03	11	15		58	58	50	46	42	33	21	827	34
8PS-77/04	15	20		80	79	69	64	58	47	30	955	38
8PS-77/05	18.5	25		101	98	86	79	74	59	36	1083	42
8PS-77/06	22	30		120	117	103	95	88	71	43	1211	46
8PS-77/07	26	35		141	137	121	111	102	83	71	1339	50
8PS-77/08	30	40		161	156	138	127	117	95	57	1467	54
8PS-77/09	30	40		181	176	154	142	131	106	63	1595	58
8PS-77/10	37	50		201	196	173	159	147	119	73	1723	62
8PS-77/11	45	60		217	216	190	176	162	131	77	1851	66
8PS-77/12	45	60		243	236	208	191	177	144	88	1979	70
8PS-77/13	55	75		264	257	227	210	193	156	93	2107	74
8PS-77/14	55	75		284	276	244	225	208	168	100	2235	78
8PS-77/15	55	75		303	299	263	242	223	183	110	2363	82
8PS-77/16	63	85		322	315	279	258	238	194	118	2491	86
8PS-77/17	63	85		342	335	296	273	252	204	124	2619	89
8PS-77/18	63	85		356	354	316	291	268	217	132	2747	93
8PS-77/19	75	100		380	375	331	307	283	229	140	2875	97
8PS-77/20	75	100		403	394	345	321	296	241	149	3003	101
8PS-77/21	75	100		419	409	367	334	308	249	156	3131	105
8PS-77/22	93	125		439	428	379	349	323	264	163	3259	109

*Optional outlet size, on request.

In view of continuous improvements in our design and process, the information, dimensions and specifications given herein are subject to change without notice.

8PS-95

Nominal Flow: 95 m^3/h

Outlet Size: 5”

Performance Curve

2900 rpm

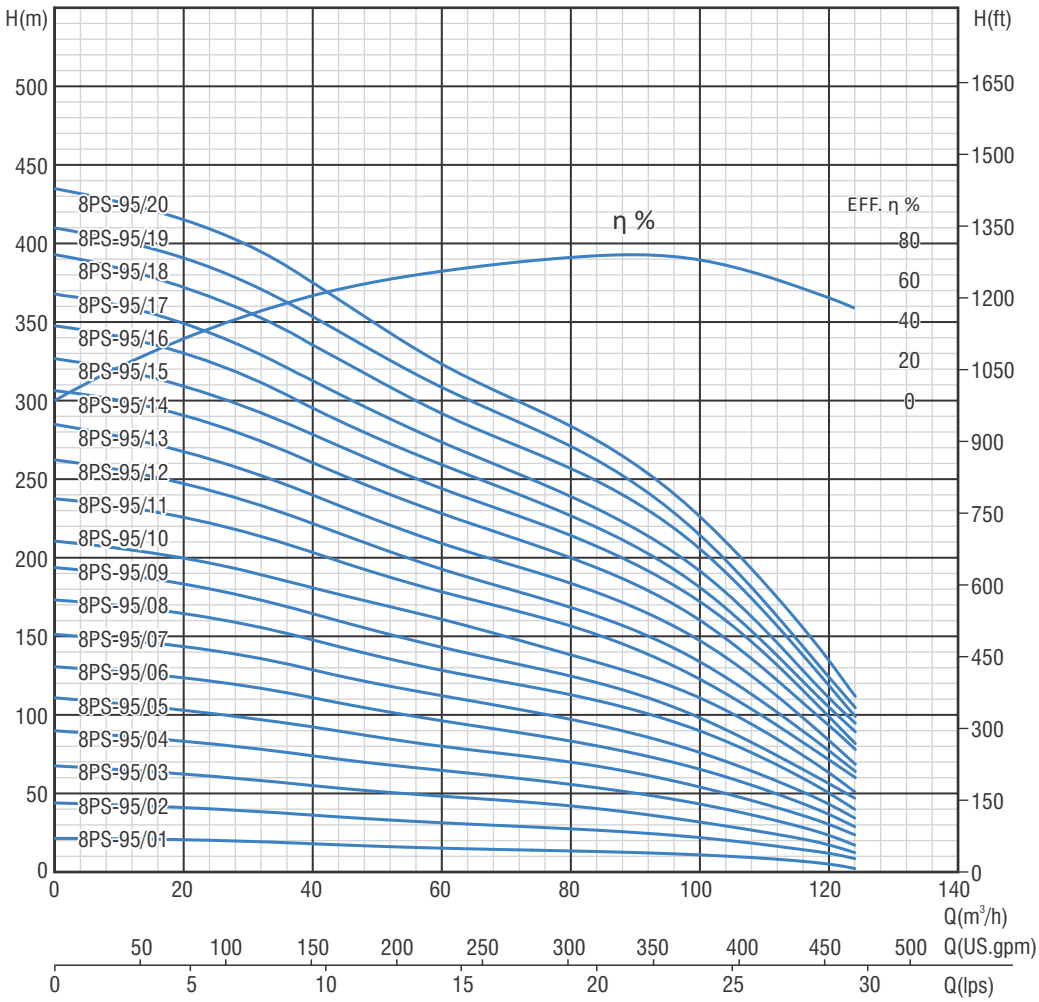

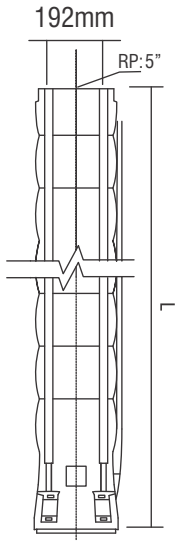

Model	Motor Power		Q(m^3/h)	0	20	40	60	80	100	120	126	Height	Weight
	kW	HP	Q(lps)	0	5.6	11.1	16.7	22.2	27.8	33.3	35	L (mm)	(kg)
8PS-95/01	5.5	7.5	Head(m)	20	19	17	14	13	11	6	2	617	21
8PS-95/02	9.3	12.5		42	40	35	30	27	22	13	8	746	24.7
8PS-95/03	13	17.5		66	61	54	47	42	32	19	12	875	28.6
8PS-95/04	18.5	25		88	82	73	64	56	43	26	17	1004	32.5
8PS-95/05	22	30		109	101	92	79	70	55	33	24	1133	36.4
8PS-95/06	26	35		129	122	110	96	84	66	40	29	1262	40.4
8PS-95/07	30	40		149	142	128	112	97	77	47	34	1391	44.3
8PS-95/08	37	50		171	163	147	129	113	91	54	40	1520	48.2
8PS-95/09	37	50		192	182	164	143	125	100	60	47	1649	52.1
8PS-95/10	45	60		209	198	180	161	139	112	68	51	1778	56.1
8PS-95/11	55	75		236	226	203	178	157	126	77	60	1907	60
8PS-95/12	55	75		261	246	221	193	169	137	83	64	2036	63.9
8PS-95/13	55	75		283	266	240	209	185	150	90	69	2165	67.9
8PS-95/14	63	85		304	289	261	228	201	164	100	78	2294	71.8
8PS-95/15	75	100		324	308	279	245	215	175	106	57	2423	75.7
8PS-95/16	75	100		346	329	295	260	228	185	112	89	2552	79.6
8PS-95/17	75	100		366	348	313	274	241	195	119	95	2681	83.6
8PS-95/18	93	125		391	371	335	293	258	210	128	99	2810	87.5
8PS-95/19	93	125		408	390	354	309	273	219	133	105	2939	91.4
8PS-95/20	93	125		433	414	375	324	285	231	145	112	3068	95.4

In view of continuous improvements in our design and process, the information, dimensions and specifications given herein are subject to change without notice.

10PS-125

Nominal Flow: 125 m^3/h

Outlet Size: 6”

Performance Curve

2900 rpm

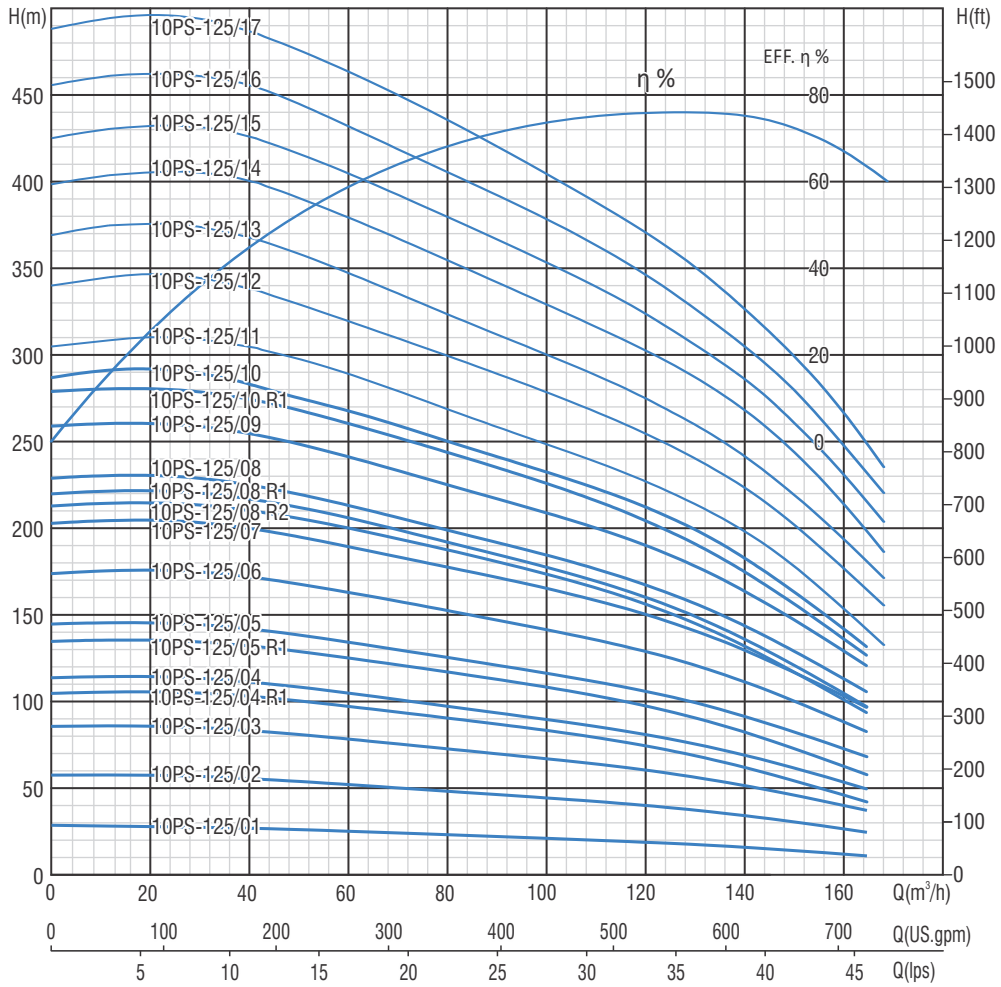

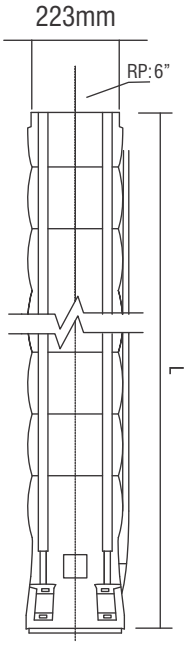

Model	Motor Power		Q(m^3/h)	0	50	75	100	125	150	160	Height	Weight
	kW	HP	Q(lps)	0	13.88	20.83	27.77	34.72	41.66	44.44	L (mm)	(kg)
10PS-125/01	11	15	Head(m)	29	26	24	21	18	14	12	682	30.45
10PS-125/02	22	30		58	56	49	44	38	30	25	836	36.65
10PS-125/03	30	40		86	81	74	66	56	45	37	990	43.35
10PS-125/04R1	37	50		105	100	92	83	70	52	43	1144	49.95
10PS-125/04	37	50		114	108	99	90	78	60	50	1144	49.95
10PS-125/05R1	45	60		135	129	119	108	93	70	58	1298	56.55
10PS-125/05	55	75		144	134	127	116	102	80	68	1298	56.55
10PS-125/06	63	85		174	166	154	140	123	97	93	1452	63.25
10PS-125/07	75	100		202	194	180	164	144	114	97	1606	69.85
10PS-125/08R2	75	100		213	204	190	172	148	114	94	1760	76.55
10PS-125/08R1	75	100		220	212	194	176	152	117	97	1760	76.55
10PS-125/08	75	100		228	219	202	183	160	124	106	1760	76.55
10PS-125/09	93	125		259	238	228	208	182	142	122	1914	83.15
10PS-125/10R1	93	125		279	268	247	226	195	152	127	2068	89.75
10PS-125/10	93	125		287	274	254	231	204	158	132	2068	85.25
10PS-125/11	110	150		308	300	274	249	219	170	140	2222	91.3
10PS-125/12	132	175		343	330	305	278	246	192	162	2376	97.35
10PS-125/13	132	175		372	358	328	299	264	210	177	2530	103.4
10PS-125/14	150	200		400	390	360	328	292	232	192	2684	109.45
10PS-125/15	150	200		426	416	384	351	310	248	209	2838	115.5
10PS-125/16	170	225		456	443	410	376	330	265	225	2992	121.55
10PS-125/17	170	225		488	473	440	400	352	286	240	3146	127.6

In view of continuous improvements in our design and process, the information, dimensions and specifications given herein are subject to change without notice.

10PS-160

Nominal Flow: 160 m³/h

Outlet Size: 6”

Performance Curve

2900 rpm

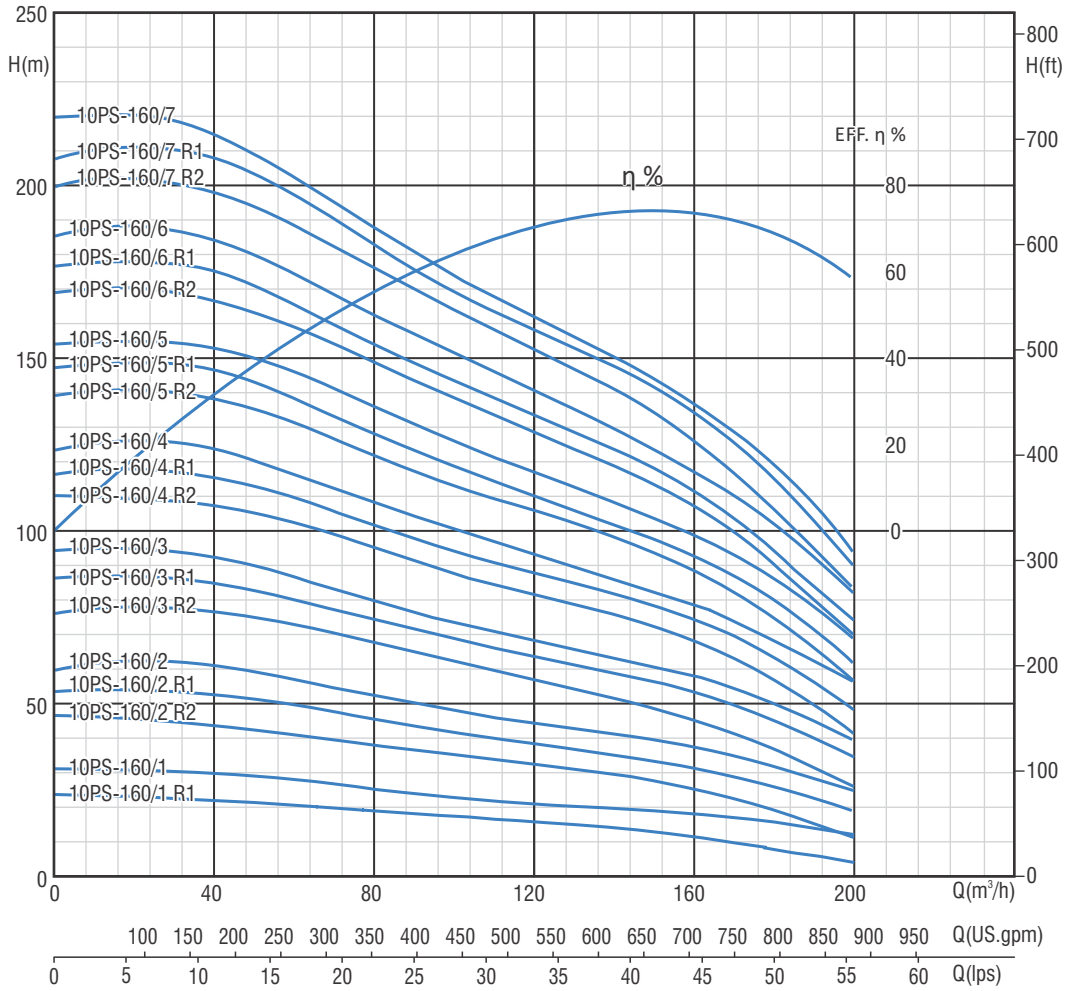

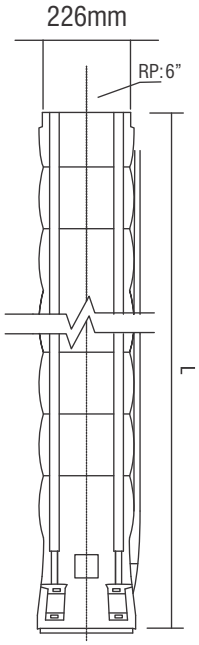

Model	Motor Power		Q(m³/h)	0	50	80	120	160	200	Height	Weight
	kW	HP	Q(lps)	0	13.9	22.2	33.4	44.5	55.6	L (mm)	(kg)
10PS-160/1 R1	9.3	12.5	Head(m)	25	22	20.5	17	13	6	646	29.5
10PS-160/1	13	17.5		33	30	26.5	23	20	14.5	646	29.5
10PS-160/2 R2	18.5	25		48	44	39	34	27	14	802	35.6
10PS-160/2 R1	22	30		55	52	47	40	33	20.5	802	35.6
10PS-160/2	26	35		61	60	54	46	39	27	802	35.6
10PS-160/3 R2	30	40		77	75	69	59	47	28	958	42.3
10PS-160/3 R1	37	50		87.5	84	76	65	55	36	958	42.3
10PS-160/3	37	50		95.5	91	80.5	70	60	41	958	42.3
10PS-160/4 R2	45	60		111	106	96	83	70	44	1114	49
10PS-160/4 R1	45	60		117	114	103	88.5	76	50	1114	49
10PS-160/4	55	75		124.5	120	110	95	80	59	1114	49
10PS-160/5 R2	55	75		140	186	123	107	90	59.5	1270	55.7
10PS-160/5 R1	55	75		148	144	129	111	95	64	1270	55.7
10PS-160/5	63	85		155	150	136.5	118	100	71	1270	55.7
10PS-160/6 R2	63	85		169	163	150	129	108.5	72	1426	62.4
10PS-160/6 R1	75	100		177	170	155	135	113	76	1426	62.4
10PS-160/6	75	100		186	180	165	142	119	84	1426	62.4
10PS-160/7 R2	75	100		200	193	177	153	127	86	1582	69
10PS-160/7 R1	93	125		208	203	184	159	136	92	1582	69
10PS-160/7	93	125		220	209	188.5	163	138	96	1582	69

In view of continuous improvements in our design and process, the information, dimensions and specifications given herein are subject to change without notice.

10PS-160

Nominal Flow: 160 m^3/h

Outlet Size: 6”

Performance Curve

2900 rpm

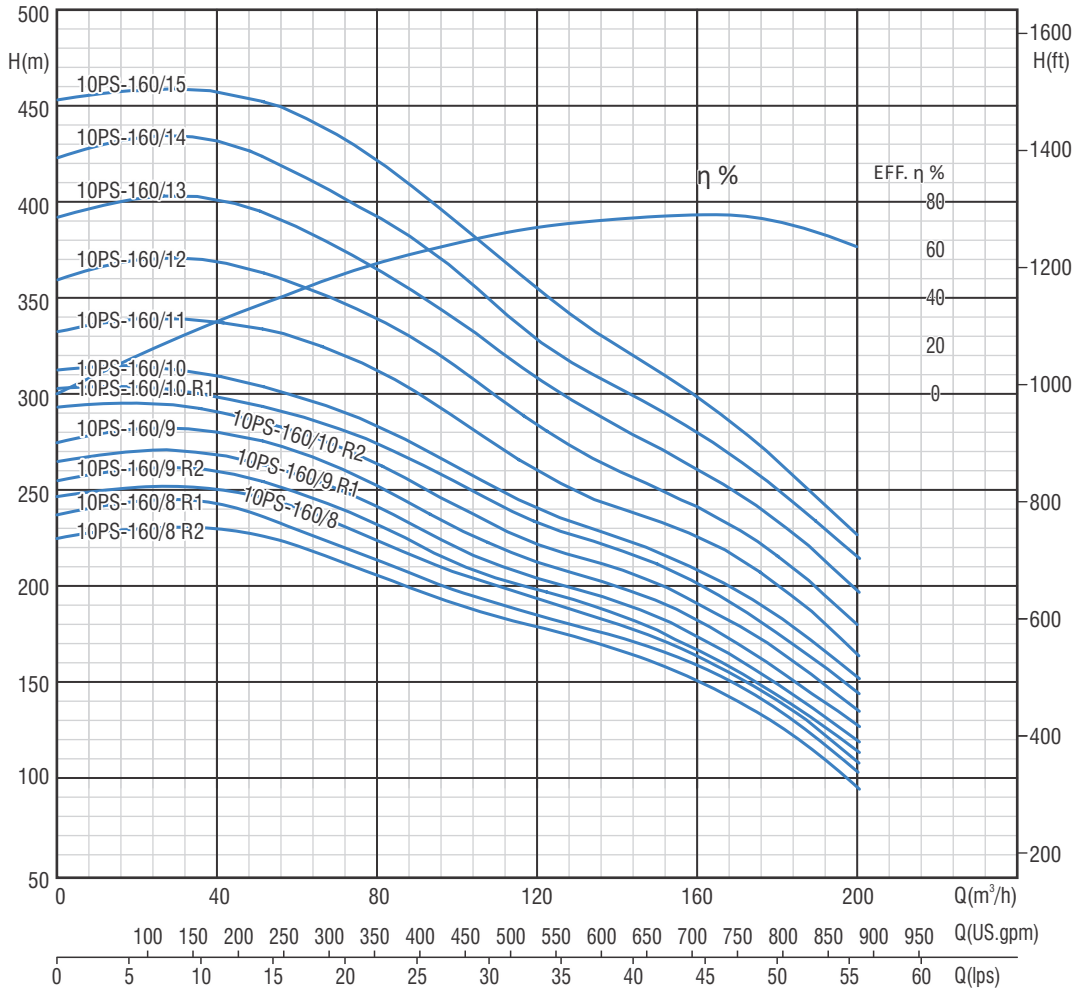

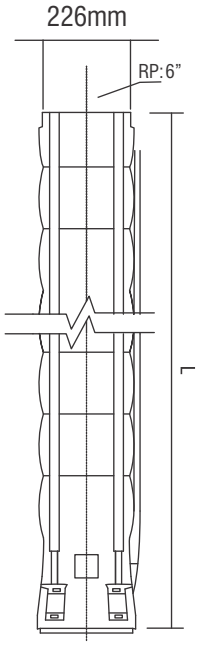

Model	Motor Power		Q(m^3/h)	0	50	80	120	160	200	Height	Weight
	kW	HP	Q(lps)	0	13.9	22.2	33.4	44.5	55.6	L (mm)	(kg)
10PS-160/8 R2	93	125	Head(m)	230	223	203	175	147	97	1738	75.7
10PS-160/8 R1	93	125		240	231	209	180	153	104	1738	75.7
10PS-160/8	93	125		247.5	239	216	188.5	156.5	108	1738	75.7
10PS-160/9 R2	110	150		255	251	229	193	160	105	1894	82.4
10PS-160/9 R1	110	150		265	263	238	200	167	112	1894	82.4
10PS-160/9	110	150		275	273	249	207	176	120	1894	82.4
10PS-160/10 R2	110	150		294	283	260	218	185	178	2050	89.1
10PS-160/10 R1	132	175		304	289	270	228	195	138	2050	89.1
10PS-160/10	132	175		310	300	280	233	200	140	2050	89.1
10PS-160/11	132	175		333	328	309	255	220	156	2206	95.8
10PS-160/12	150	200		360	358	338	279	235	173	2362	102.4
10PS-160/13	170	225		392	389	362	304	255	190	2518	109.1
10PS-160/14	170	225		423	418	389	324	274	208	2674	115.8
10PS-160/15	187	250		453	450	419	350	292	220	2830	122.5

In view of continuous improvements in our design and process, the information, dimensions and specifications given herein are subject to change without notice.

10PS-215

Nominal Flow: 215 m^3/h

Outlet Size: 6”

Performance Curve

2900 rpm

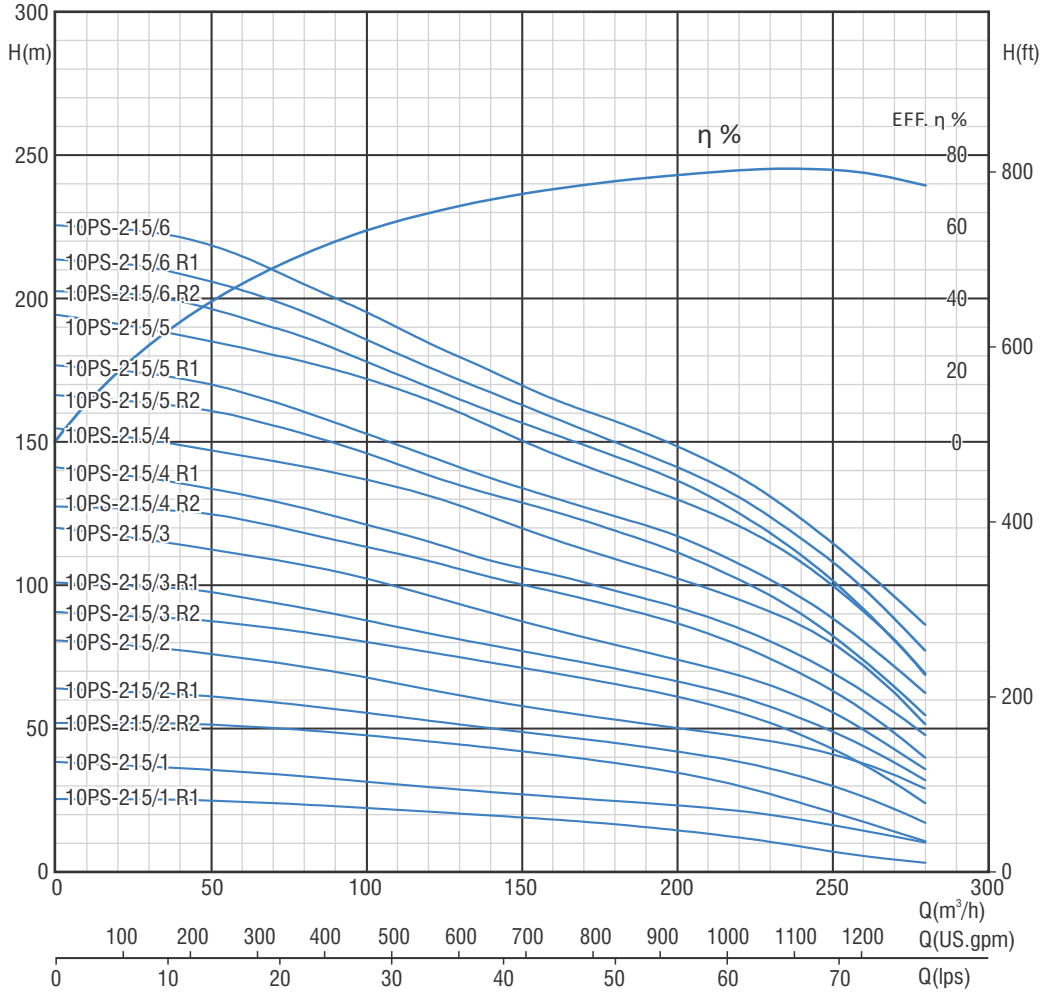

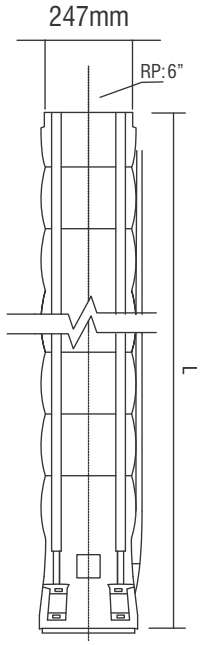

Model	Motor Power		Q(m^3/h)	0	50	100	150	200	215	250	280	Height	Weight
	kW	HP	Q(lps)	0	13.89	27.78	41.67	55.56	59.72	69.44	77.78	L (mm)	(kg)
10PS-215/1 R1	15	20	Head(m)	26	25	23	19	15	13	7	4	793	53
10PS-215/1	18.5	25		38	36	32	27	23.5	22	16.5	10.5	793	53
10PS-215/2 R2	30	40		53	52	49	42	35	31	21	11	969	66
10PS-215/2 R1	37	50		64	61	55	49	42	40	30	18	969	66
10PS-215/2	45	60		82	76	68	58	50	48	41	29.5	969	66
10PS-215/3 R2	55	75		90	88	80	71	61	58	43	24	1145	78
10PS-215/3 R1	55	75		101	97	88	76	66	63	49	33	1145	78
10PS-215/3	63	85		120	112	102	87	74	70	56	32	1145	78
10PS-215/4 R2	75	100		127	125	114	101	86	81	64	40	1321	91
10PS-215/4 R1	75	100		138	134	121	106	92	87	70	48	1321	91
10PS-215/4	75	100		156	147	137	120	102	97	80	52	1321	91
10PS-215/5 R2	93	125		165	161	146	129	111	105	83	55	1497	103
10PS-215/5 R1	93	125		175	170	153	134	118	110	89	63	1497	103
10PS-215/5	93	125		196	185	146	150	128	123	100	69	1497	103
10PS-215/6 R2	110	150		201	196	153	156	136	128	101	70	1673	116
10PS-215/6 R1	110	150		212	206	172	163	141	134	109	78	1673	116
10PS-215/6	110	150		225	218	178	170	148	140	115	86	1673	116

In view of continuous improvements in our design and process, the information, dimensions and specifications given herein are subject to change without notice.

10PS-215

Nominal Flow: 215 m^3/h

Outlet Size: 6”

Performance Curve

2900 rpm

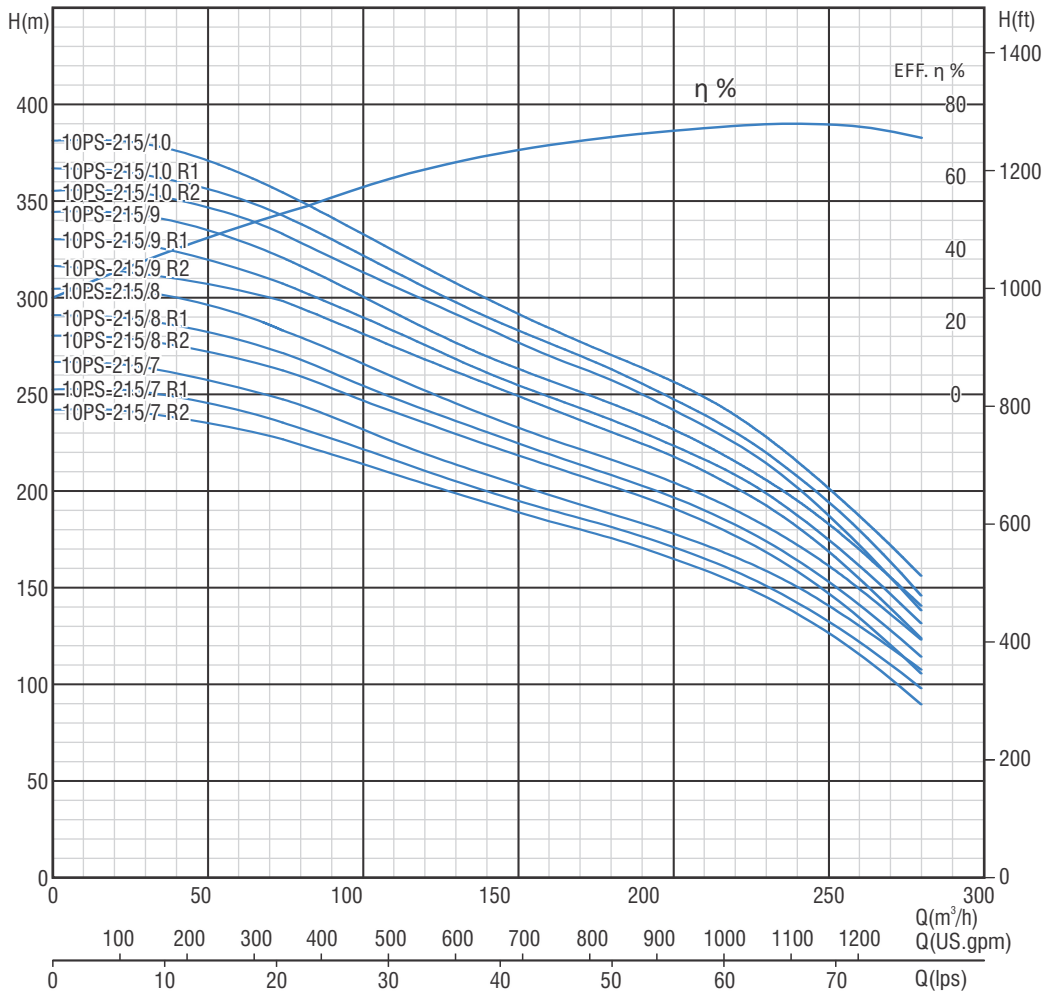

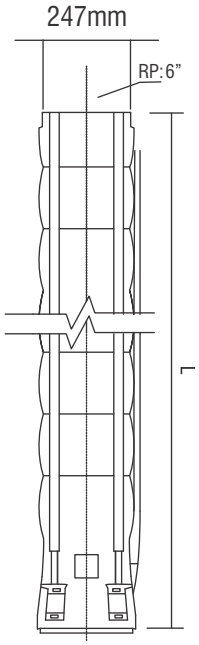

Model	Motor Power		Q(m^3/h)	0	50	100	150	200	215	250	280	Height	Weight
	kW	HP	Q(lps)	0	13.89	27.78	41.67	55.56	59.72	69.44	77.78	L (mm)	(kg)
10PS-215/7 R2	132	175	Head(m)	242	236	186	189	165	156	126	90	1849	128
10PS-215/7 R1	132	175		252	246	195	195	171	162	33	99	1849	128
10PS-215/7	132	175		267	258	214	203	178	169	140	107	1849	128
10PS-215/8 R2	150	200		281	273	222	218	191	181	148	106	2025	141
10PS-215/8 R1	150	200		286	282	232	225	197	186	153	114	2025	141
10PS-215/8	150	200		308	295	248	232	204	194	161	12.4	2025	141
10PS-215/9 R2	170	225		319	311	255	249	218	206	169	124	2201	153
10PS-215/9 R1	170	225		330	321	265	255	224	213	175	132	2201	153
10PS-215/9	170	225		344	335	281	263	231	219	183	140	2201	153
10PS-215/10 R2	187	250		355	346	290	277	242	230	183	138	2377	166
10PS-215/10 R1	187	250		367	356	300	283	248	235	195	146	2377	166
10PS-215/10	187	250		381	370	314	291	256	245	201	156	2377	166

In view of continuous improvements in our design and process, the information, dimensions and specifications given herein are subject to change without notice.

COSTA & MAXI BLUE SERIES


ALGO
ALGO
ALGO
ALGO

Technical Specification

SERIES		6" MAXI BLUE / COSTA	6" MAXI DEEP / COSTA DEEP
Model		6PMC / 6PCS	6PMC-H / 6PCS-H
Power Range	kW	3 to 22 kW	2.2 to 22 kW
	HP	4 to 30 HP	3.0 to 30 HP
Nominal Outlet size	Inch	2.5" & 3"	3"
	mm	65 & 80	80
Speed	rpm	2880	2880
Discharge range	m^3/h	9.6 to 90	6.6 to 70
	lpm	160 to 1500	110 to 1166
	lps	2.67 to 25	1.83 to 19.44
Head range	m	14 to 230	15 to 276
	ft	46 to 754	49 to 905
Max. Outer Diameter	mm	147	148

Materials of Constructions

Models	6PMC	6PCL	6PCS	6PCT
Suction Housing	Cast iron	Casted SS 410	Casted SS 304	Casted SS 316
Discharge Housing	Cast iron	Casted SS 410	Casted SS 304	Casted SS 316
Impeller	SS 410	Casted SS 410	Casted SS 304	Casted SS 316
Diffuser Chamber	Cast iron	Casted SS 410	Casted SS 304	Casted SS 316
Pump Shaft	SS 420	SS 410	SS 304	SS 316
Check Valve Disc	SS 202	SS 410	SS 304	SS 316
Bush Diffuser chamber	NBR / VITON	NBR / VITON	NBR / VITON	NBR / VITON
Wear ring	NBR / VITON + SS	NBR / VITON + SS	NBR / VITON + SS	NBR / VITON + SS
Upthrust Washer	SS 410	SS 410	SS 304	SS 316
Counter Bush	LTB-4	LTB-4	LTB-4	LTB-4
Sleeve	SS 410	SS 410	SS 304	SS 316
Cable Guard	SS 410	SS 410	SS 304	SS 316

Cross Sectional View: 6” Maxi Blue & Costa Series

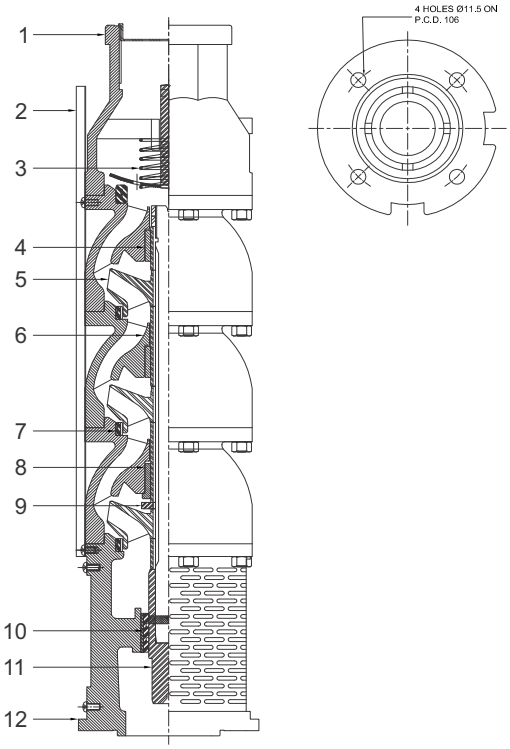

Sr. No.	PART NAME
1	DISCHARGE HOUSING
2	CABLE GUARD
3	VALVE ASSY.
4	BEARING BUSH
5	IMPELLER
6	DIFFUSER
7	WEAR RING
8	COUNTER BUSH
9	THRUST WASHER
10	RUBBER BUSH
11	PUMP SHAFT
12	SUCTION HOUSING

Cross Sectional View: 6” Maxi Deep & Costa Deep Series

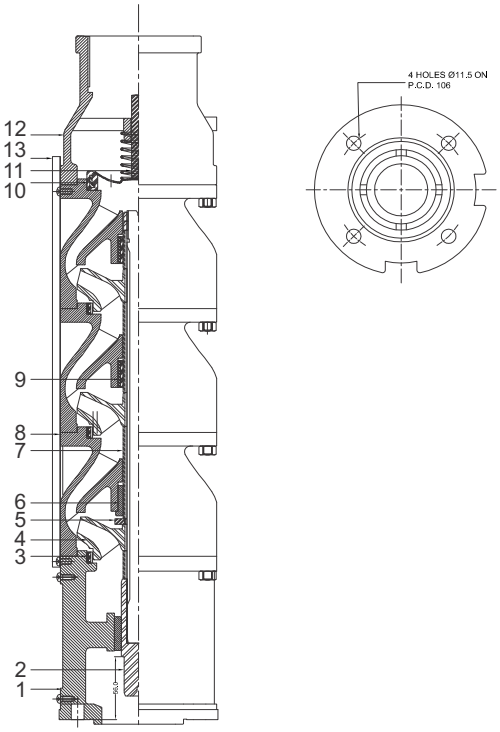

Sr. No.	PART NAME
1	SUCTION HOUSING
2	PUMP SHAFT
3	WEAR RING
4	IMPELLER
5	THRUST WASHER
6	COUNTER BUSH
7	SLEEVE
8	DIFFUSER
9	RUBBER BUSH
10	NRV RING
11	VALVE ASSY. DIA 83
12	DISCHARGE HOUSING
13	CABLE GUARD

6PCS-32
6PMC-32

Nominal Flow: 32 m^3/h

Outlet Size: 2½”

Performance Curve

2900 rpm

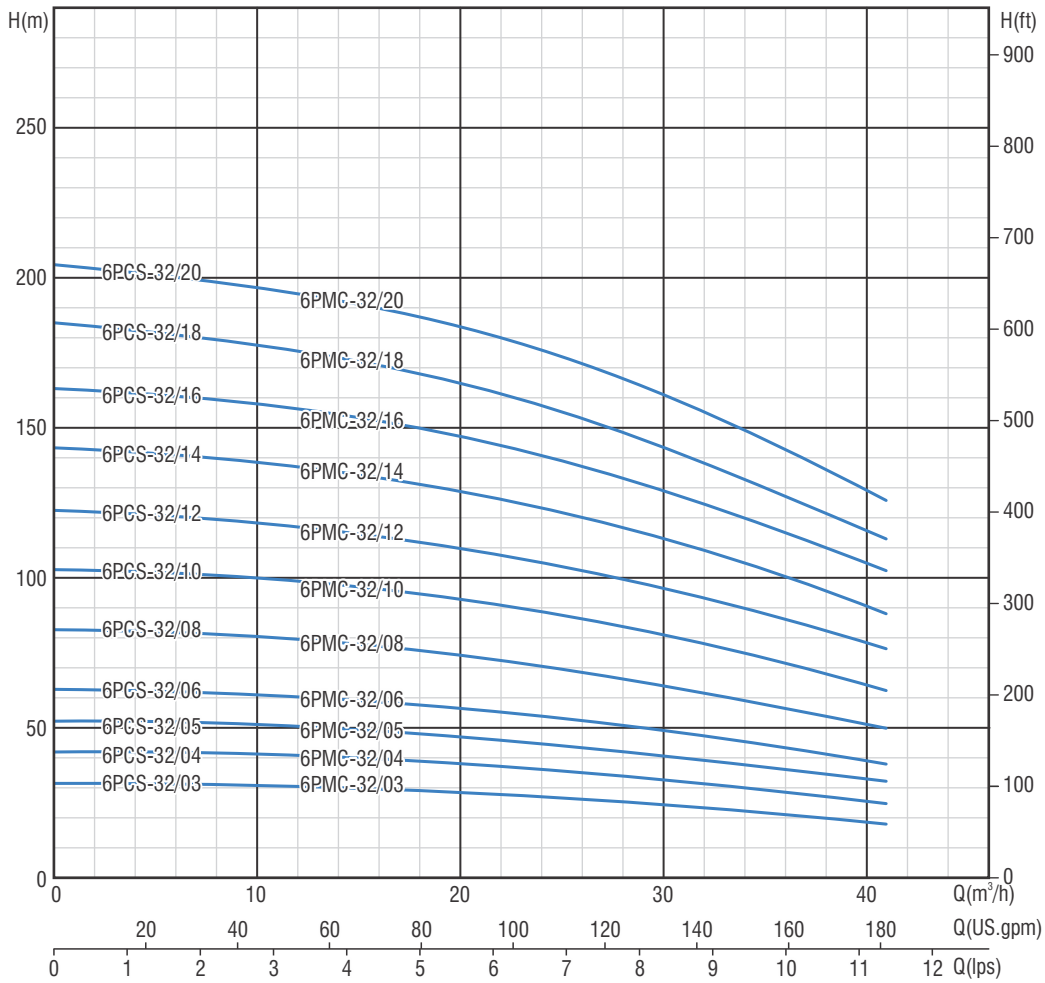

Model Costa Series	Model Maxi Blue Series	Motor Power kW	Motor Power HP	Q(m^3/h) / Q(lps)	0 / 0	19.8 / 5.5	26.4 / 7.33	28.8 / 8.00	31.2 / 8.67	34.8 / 9.67	37.2 / 10.33	40.8 / 11.33
6PCS-32/03	6PMC-32/03	3	4	Head(m)	31	28	26	25	23	22	21	19
6PCS-32/04	6PMC-32/04	3.7	5		41	37	34	33	31	29	28	25
6PCS-32/05	6PMC-32/05	4.5	6		51	46	43	41	39	37	35	32
6PCS-32/06	6PMC-32/06	5.5	7.5		61	55	52	49	47	44	42	38
6PCS-32/08	6PMC-32/08	7.5	10		82	74	69	66	62	58	56	50
6PCS-32/10	6PMC-32/10	9.3	12.5		102	92	86	82	78	73	70	63
6PCS-32/12	6PMC-32/12	11	15		122	110	103	98	94	88	84	76
6PCS-32/14	6PMC-32/14	13	17.5		143	129	120	115	109	102	98	88
6PCS-32/16	6PMC-32/16	15	20		163	147	138	131	125	117	112	101
6PCS-32/18	6PMC-32/18	16.7	22.5		184	166	155	148	140	131	126	113
6PCS-32/20	6PMC-32/20	18.5	25		204	184	172	164	156	146	140	126

In view of continuous improvements in our design and process, the information, dimensions and specifications given herein are subject to change without notice.

6PCS-38
6PMC-32

Nominal Flow: 38 m^3/h

Outlet Size: 3”

Performance Curve

2900 rpm

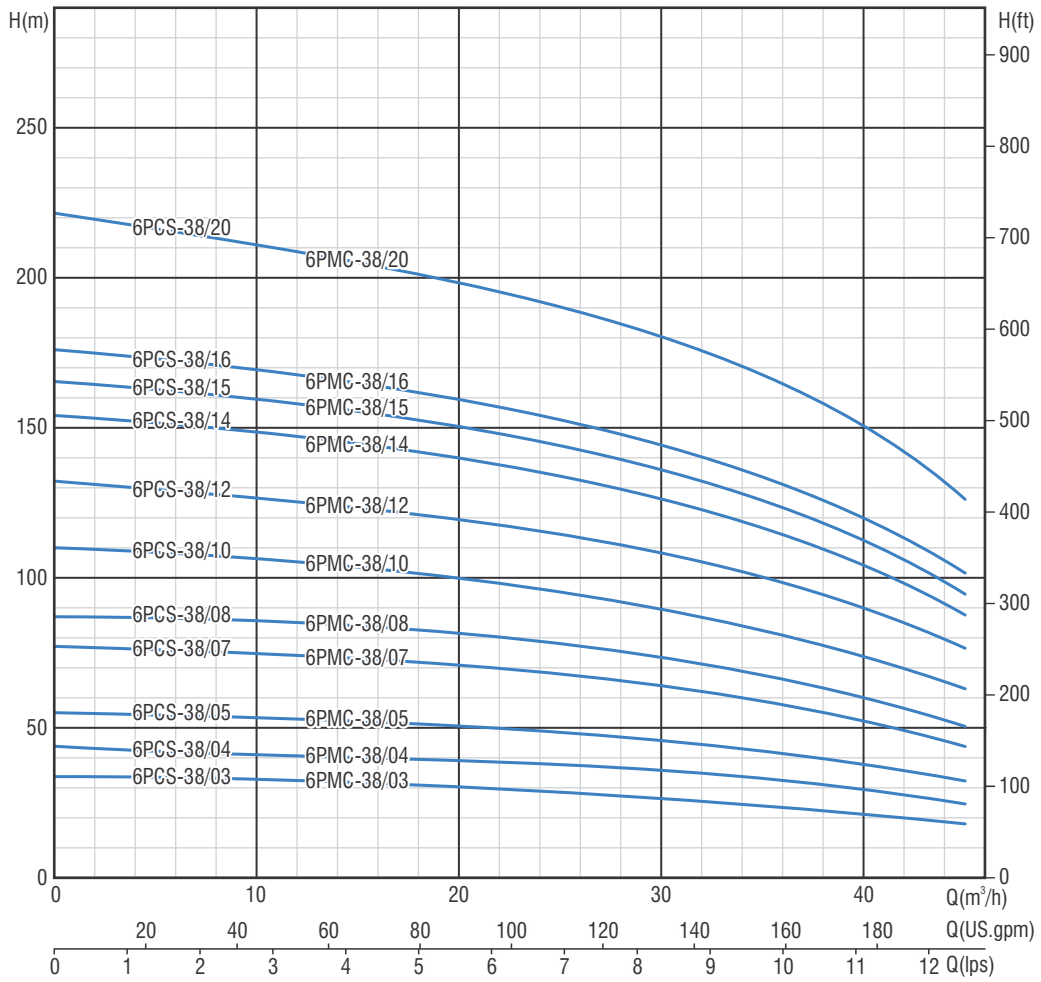

Model Costa Series	Model Maxi Blue Series	Motor Power kW	Motor Power HP	Q(m^3/h) / Q(lps)	0 / 0	24.6 / 6.80	31.8 / 8.80	36.0 / 10.00	38.4 / 10.70	40.2 / 11.20	42.6 / 11.80	45.0 / 12.50
6PCS-38/03	6PMC-38/03	3.7	5	Head(m)	33	29	27	25	23	22	20	19
6PCS-38/04	6PMC-38/04	4.5	6		44	38	36	33	31	30	27	25
6PCS-38/05	6PMC-38/05	5.5	7.5		55	48	45	41	39	37	34	32
6PCS-38/07	6PMC-38/07	7.5	10		77	67	62	57	55	52	48	44
6PCS-38/08	6PMC-38/08	9.3	12.5		88	76	71	66	62	59	54	50
6PCS-38/10	6PMC-38/10	11	15		110	95	89	82	78	74	68	63
6PCS-38/12	6PMC-38/12	13	17.5		132	114	107	98	94	89	82	76
6PCS-38/14	6PMC-38/14	15	20		154	133	125	115	109	104	95	88
6PCS-38/15	6PMC-38/15	16.7	22.5		165	143	134	123	117	111	102	95
6PCS-38/16	6PMC-38/16	18.5	25		176	152	142	131	125	118	109	101
6PCS-38/20	6PMC-38/20	22	30		220	190	178	164	156	148	136	126

In view of continuous improvements in our design and process, the information, dimensions and specifications given herein are subject to change without notice.

6PCS-45
6PMC-45

Nominal Flow: 45 m^3/h

Outlet Size: 3”

Performance Curve

2900 rpm

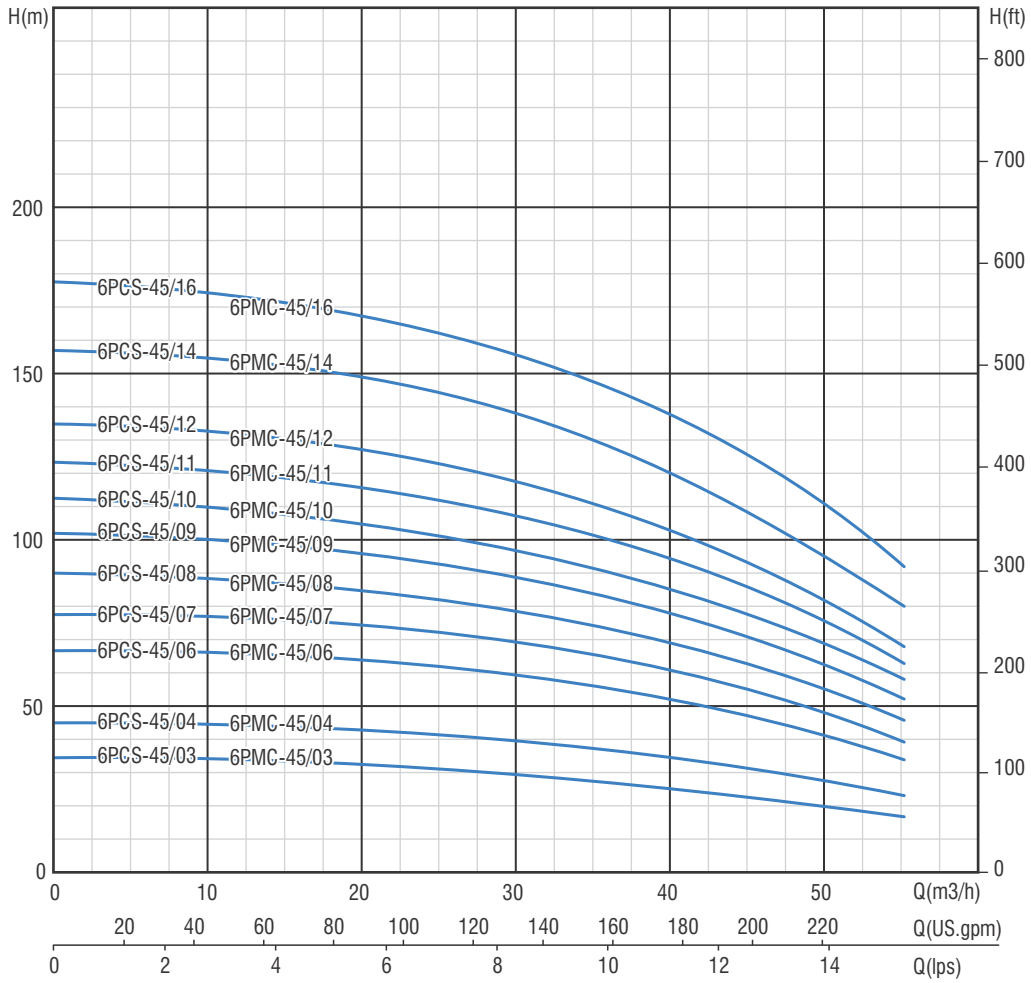

Model Costa Series	Model Maxi Blue Series	Motor Power kW	Motor Power HP	Q(m^3/h) / Q(lps)	0 / 0	22.8 / 6.30	33.6 / 9.30	42.0 / 11.70	45.0 / 12.50	48.6 / 13.50	51.9 / 14.40	55.2 / 15.30
6PCS-45/03	6PMC-45/03	3.7	5	Head(m)	34	31	28	25	23	21	19	17
6PCS-45/04	6PMC-45/04	5.5	7.5		45	42	38	34	31	28	25	23
6PCS-45/06	6PMC-45/06	7.5	10		67	62	56	50	47	42	38	34
6PCS-45/07	6PMC-45/07	9.3	12.5		78	73	66	59	55	49	44	40
6PCS-45/08	6PMC-45/08	11	15		90	83	75	67	62	56	51	45
6PCS-45/09	6PMC-45/09	11	15		101	94	85	76	70	63	57	51
6PCS-45/10	6PMC-45/10	13	17.5		112	104	94	84	78	70	63	57
6PCS-45/11	6PMC-45/11	15	20		123	114	103	92	86	77	69	63
6PCS-45/12	6PMC-45/12	15	20		134	125	113	101	94	84	76	68
6PCS-45/14	6PMC-45/14	18.5	25		157	146	132	118	109	98	88	80
6PCS-45/16	6PMC-45/16	22	30		179	166	150	134	125	112	101	91

In view of continuous improvements in our design and process, the information, dimensions and specifications given herein are subject to change without notice.

6PCS-50
6PMC-50

Nominal Flow: 50 m^3/h

Outlet Size: 3”

Performance Curve

2900 rpm

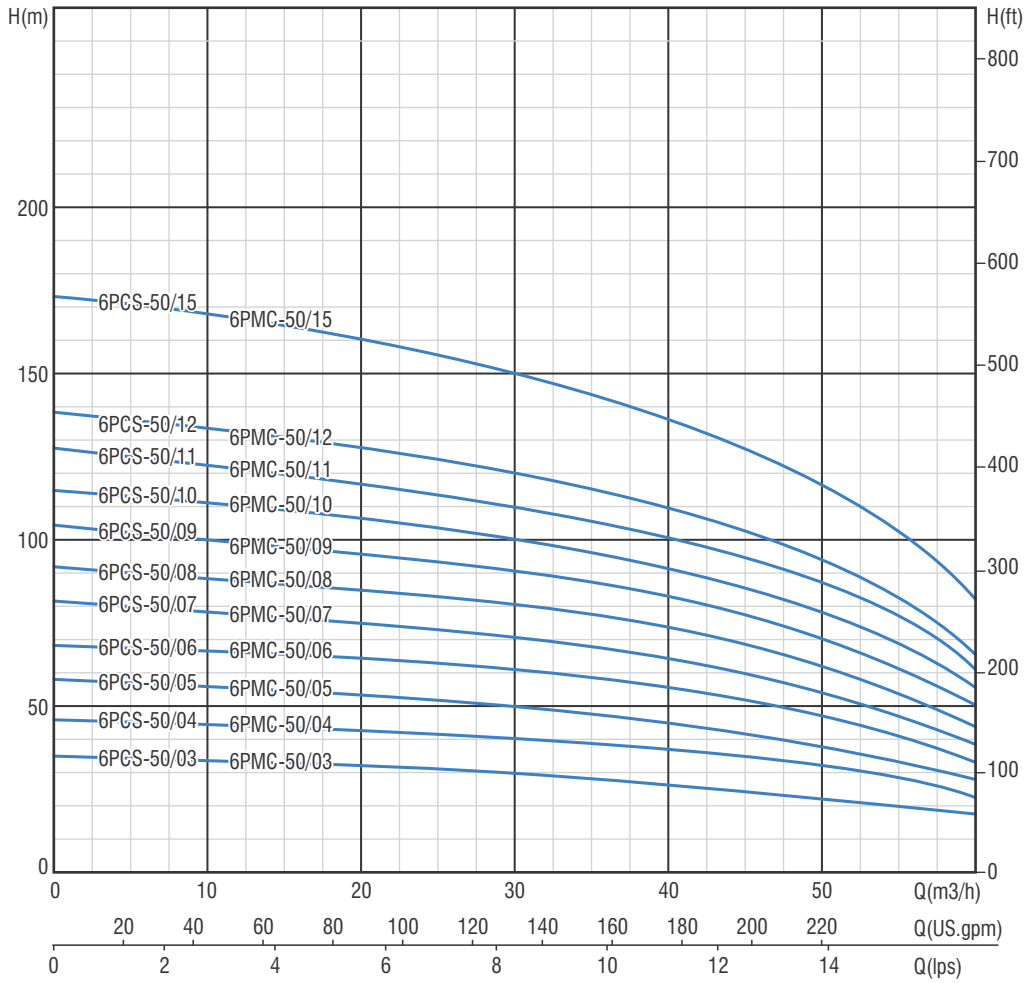

Model Costa Series	Model Maxi Blue Series	Motor Power kW	Motor Power HP	$Q(m^3/h)$ / Q(lps)	0 / 0	17.4 / 4.83	27.6 / 7.67	37.2 / 10.33	50.4 / 14	54.3 / 15.10	56.4 / 15.67	60 / 16.67
6PCS-50/03	6PMC-50/03	4.5	6	Head(m)	35	32	31	28	23	21	20	17
6PCS-50/04	6PMC-50/04	5.5	7.5		46	43	41	37	31	28	27	22
6PCS-50/05	6PMC-50/05	7.5	10		58	54	51	46	39	36	34	28
6PCS-50/06	6PMC-50/06	9.3	12.5		69	65	61	55	47	43	40	33
6PCS-50/07	6PMC-50/07	11	15		81	76	71	64	55	50	47	39
6PCS-50/08	6PMC-50/08	11	15		92	86	82	74	62	57	54	44
6PCS-50/09	6PMC-50/09	13	17.5		104	97	92	83	70	64	60	50
6PCS-50/10	6PMC-50/10	15	20		115	108	102	92	78	71	67	55
6PCS-50/11	6PMC-50/11	16.7	22.5		127	119	112	101	86	78	74	61
6PCS-50/12	6PMC-50/12	18.5	25		138	130	122	110	94	85	80	66
6PCS-50/15	6PMC-50/15	22	30		173	162	153	138	117	107	101	83

In view of continuous improvements in our design and process, the information, dimensions and specifications given herein are subject to change without notice.

6PCS-63
6PMC-63

Nominal Flow: 63 m^3/h

Outlet Size: 3”

Performance Curve

2900 rpm

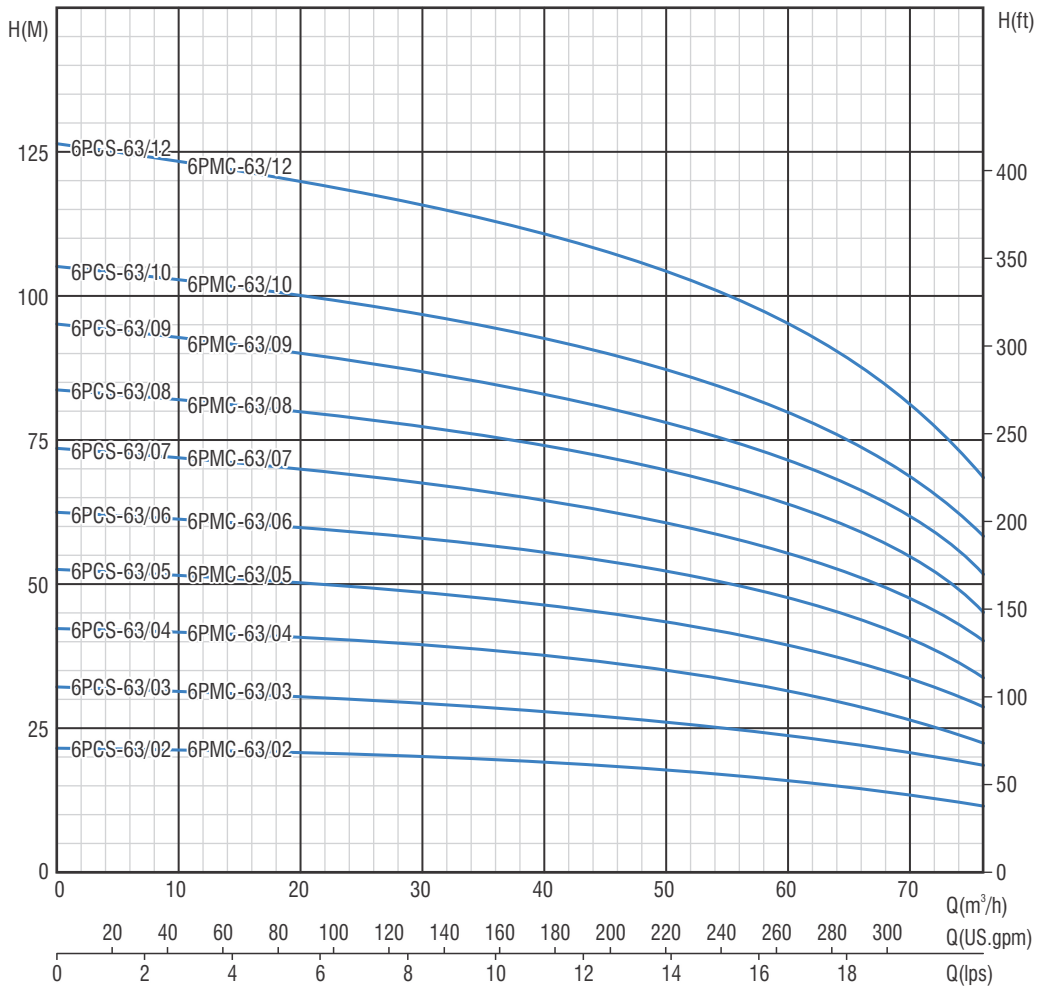

Model Costa Series	Model Maxi Blue Series	Motor Power kW	Motor Power HP	Q(m³/h) / Q(lps)	0 / 0	40.8 / 11.33	49.2 / 13.67	54.0 / 15.00	63.0 / 17.50	67.2 / 18.67	72.0 / 20.00	76.8 / 21.30
6PCS-63/02	6PMC-63/02	3.7	5	Head(m)	21	19	18	17	15	14	13	11
6PCS-63/03	6PMC-63/03	5.5	7.5		32	28	26	25	23	22	19	17
6PCS-63/04	6PMC-63/04	7.5	10		42	37	35	34	30	29	26	22
6PCS-63/05	6PMC-63/05	9.3	12.5		53	46	44	42	38	36	32	28
6PCS-63/06	6PMC-63/06	11	15		63	55	53	50	46	43	38	33
6PCS-63/07	6PMC-63/07	13	17.5		74	64	62	59	53	50	45	39
6PCS-63/08	6PMC-63/08	15	20		84	74	70	67	61	58	51	44
6PCS-63/09	6PMC-63/09	16.7	22.5		95	83	79	76	68	65	58	50
6PCS-63/10	6PMC-63/10	18.5	25		105	92	88	84	76	72	64	55
6PCS-63/12	6PMC-63/12	22	30		126	110	106	101	91	86	77	66

In view of continuous improvements in our design and process, the information, dimensions and specifications given herein are subject to change without notice.

6PCS-75
6PMC-75

Nominal Flow: 75 m^3/h

Outlet Size: 3”

Performance Curve

2900 rpm

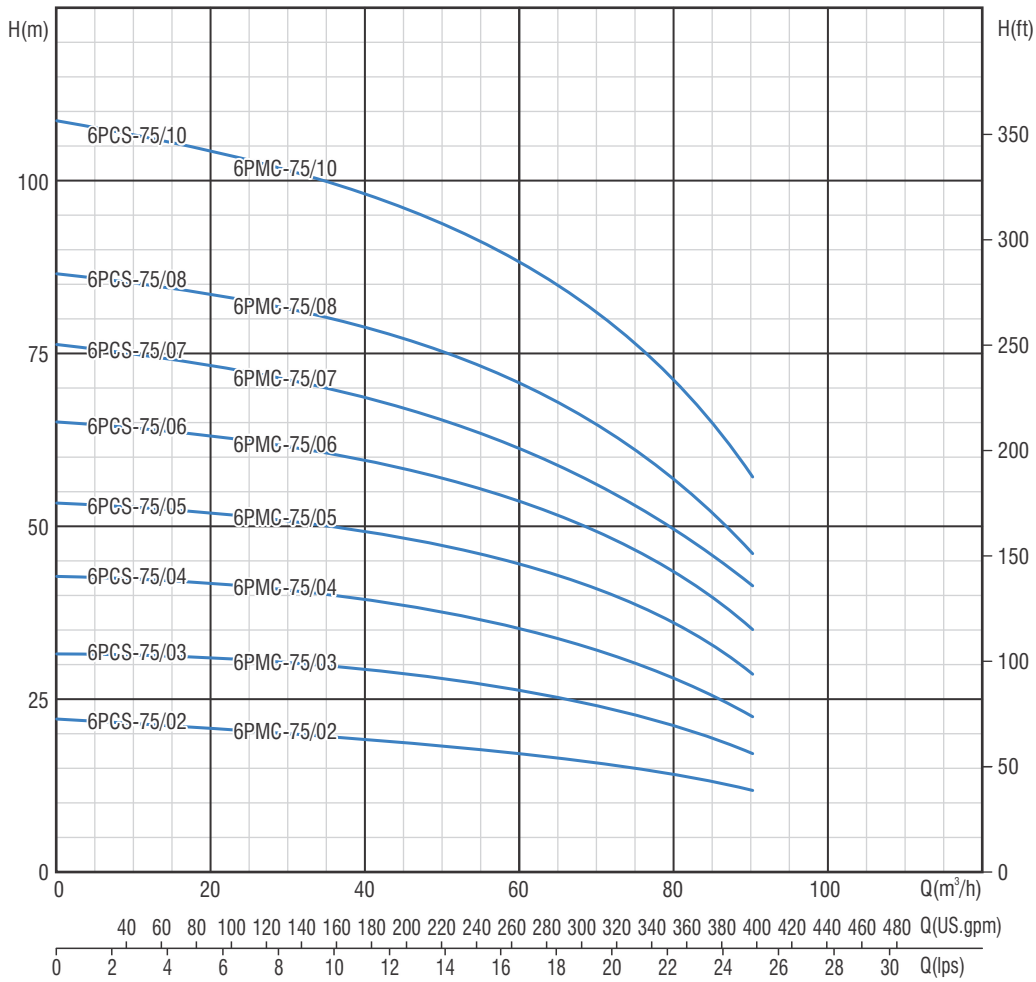

Model Costa Series	Model Maxi Blue Series	Motor Power kW	Motor Power HP	Q(m^3/h) / Q(lps)	0 / 0	42.0 / 11.67	51.0 / 14.20	60.0 / 16.67	75.6 / 21.00	79.8 / 22.17	84.0 / 23.33	90.0 / 25.00
6PCS-75/02	6PMC-75/02	4.5	6	Head(m)	22	19	18	17	15	14	14	12
6PCS-75/03	6PMC-75/03	7.5	10		32	29	28	26	23	22	20	17
6PCS-75/04	6PMC-75/04	9.3	12.5		43	38	37	34	30	29	27	23
6PCS-75/05	6PMC-75/05	11	15		54	48	46	43	38	36	34	29
6PCS-75/06	6PMC-75/06	13	17.5		65	58	55	52	46	43	41	35
6PCS-75/07	6PMC-75/07	15	20		76	67	64	60	53	50	48	41
6PCS-75/08	6PMC-75/08	18.5	25		86	77	74	69	61	58	54	46
6PCS-75/10	6PMC-75/10	22	30		108	96	92	86	76	72	68	58

In view of continuous improvements in our design and process, the information, dimensions and specifications given herein are subject to change without notice.

6PCS-18
6PMC-18

Nominal Flow: 18 m^3/h

Outlet Size: 3”

2900 rpm

Performance Curve

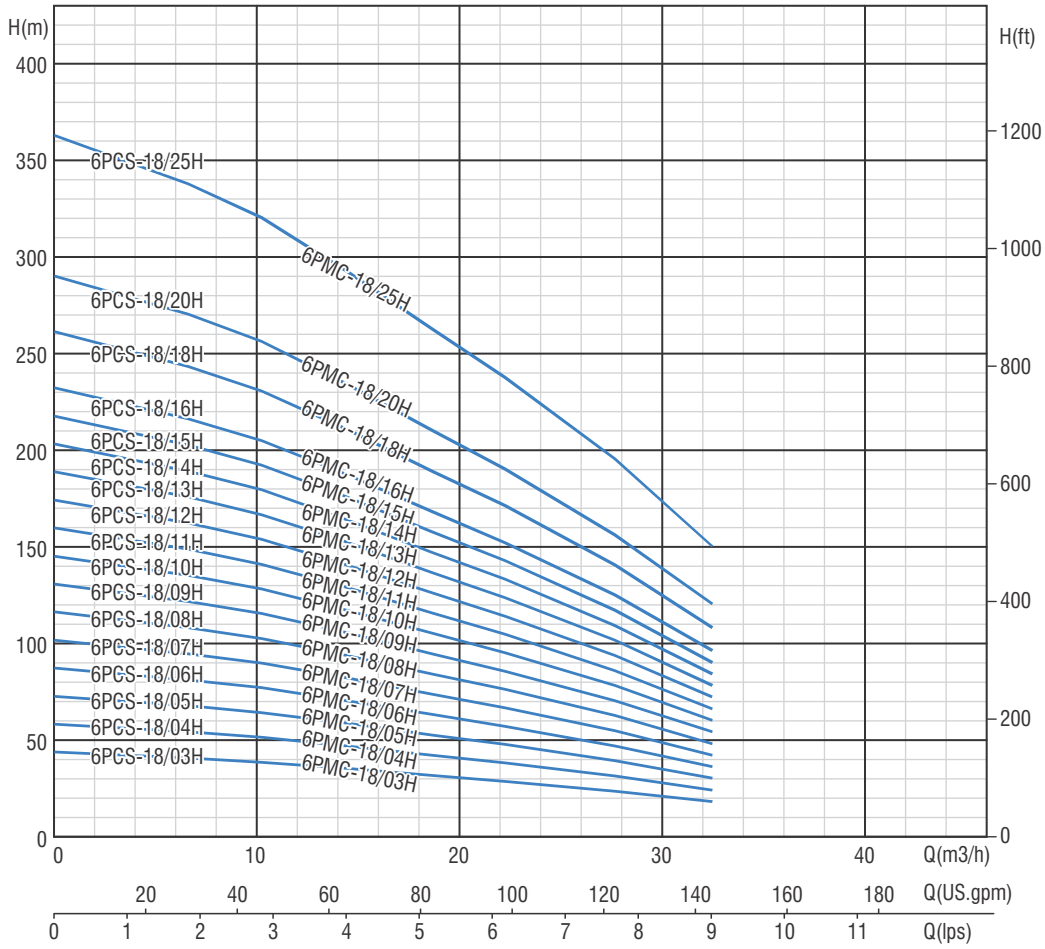

Model Costa Deep Series	Model Maxi Deep Series	Motor Power kW	Motor Power HP	Q(m^3/h) / Q(lps)	0 / 0	6.6 / 1.83	10.2 / 2.83	14.4 / 4.00	18.6 / 5.17	22.2 / 6.17	27.6 / 7.67	32.4 / 9.00
6PCS-18/03H	6PMC-18/03H	2.2	3	Head(m)	44	41	38	35	32	29	23	18
6PCS-18/04H	6PMC-18/04H	3	4		58	54	51	47	42	38	31	24
6PCS-18/05H	6PMC-18/05H	3.7	5		73	68	64	59	53	48	39	30
6PCS-18/06H	6PMC-18/06H	4.5	6		87	81	77	70	63	57	47	36
6PCS-18/07H	6PMC-18/07H	5.5	7.5		102	95	90	82	74	67	55	42
6PCS-18/08H	6PMC-18/08H	5.5	7.5		116	108	102	94	84	76	62	48
6PCS-18/09H	6PMC-18/09H	7.5	10		131	122	115	105	95	86	70	54
6PCS-18/10H	6PMC-18/10H	7.5	10		145	135	128	117	105	95	78	60
6PCS-18/11H	6PMC-18/11H	7.5	10		160	149	141	129	116	105	86	66
6PCS-18/12H	6PMC-18/12H	9.3	12.5		174	162	154	140	126	114	94	72
6PCS-18/13H	6PMC-18/13H	9.3	12.5		189	176	166	152	137	124	101	78
6PCS-18/14H	6PMC-18/14H	11	15		203	189	179	164	147	133	109	84
6PCS-18/15H	6PMC-18/15H	11	15		218	203	192	176	158	143	117	90
6PCS-18/16H	6PMC-18/16H	11	15		232	216	205	187	168	152	125	96
6PCS-18/18H	6PMC-18/18H	13	17.5		261	243	230	211	189	171	140	108
6PCS-18/20H	6MPC-18/20H	15	20		290	270	256	234	210	190	156	120
6PCS-18/25H	6MPC-18/25H	18.5	25		363	338	320	293	263	238	195	150

In view of continuous improvements in our design and process, the information, dimensions and specifications given herein are subject to change without notice.

6PCS-24
6PMC-24

Nominal Flow: 24 m^3/h

Outlet Size: 3”

Performance Curve

2900 rpm

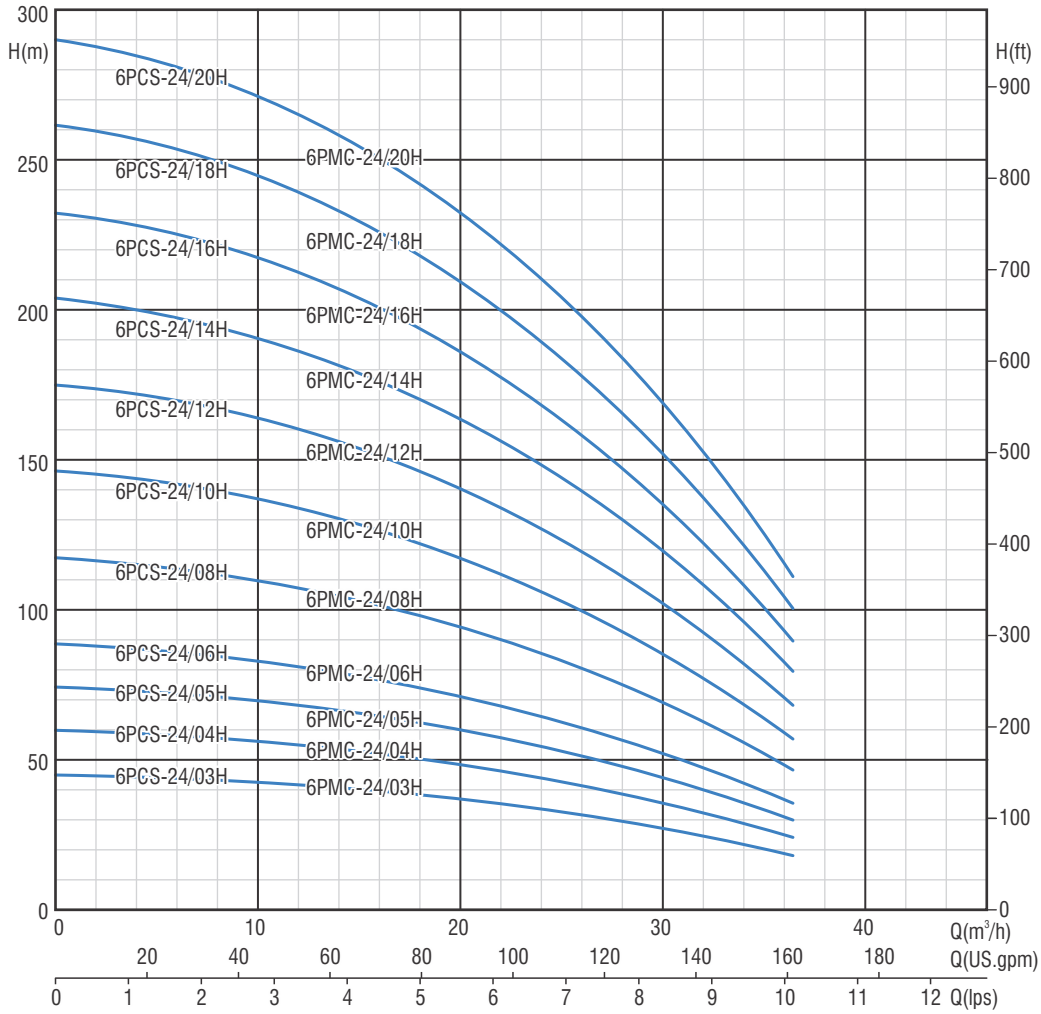

Model Costa Deep Series	Model Maxi Deep Series	Motor Power kW	Motor Power HP	Q(m^3/h) / Q(lps)	0 / 0	8.4 / 2.30	13.8 / 3.83	21.0 / 5.83	24.0 / 6.67	28.8 / 8.00	32.4 / 9.00	36.6 / 10.17
6PCS-24/03H	6PMC-24/03H	3	4	Head(m)	44	41	39	34	32	26	23	17
6PCS-24/04H	6PMC-24/04H	3.7	5		58	55	52	46	42	35	30	22
6PCS-24/05H	6PMC-24/05H	4.5	6		73	69	65	57	53	44	38	28
6PCS-24/06H	6PMC-24/06H	5.5	7.5		87	83	78	68	63	53	45	33
6PCS-24/08H	6PMC-24/08H	7.5	10		116	110	104	91	84	70	60	44
6PCS-24/10H	6PMC-24/10H	9.3	12.5		145	138	130	114	105	88	75	55
6PCS-24/12H	6PMC-24/12H	11	15		174	166	156	137	126	106	90	66
6PCS-24/14H	6PMC-24/14H	13	17.5		203	193	182	160	147	123	105	77
6PCS-24/16H	6PMC-24/16H	15	20		232	221	208	182	168	141	120	88
6PCS-24/18H	6PMC-24/18H	16.7	22.5		261	248	234	205	189	158	135	99
6PCS-24/20H	6PMC-24/20H	18.5	25		290	276	260	228	210	176	150	110

In view of continuous improvements in our design and process, the information, dimensions and specifications given herein are subject to change without notice.

6PCS-26
6PMC-26

Nominal Flow: 26 m^3/h

Outlet Size: 3”

2900 rpm

Performance Curve

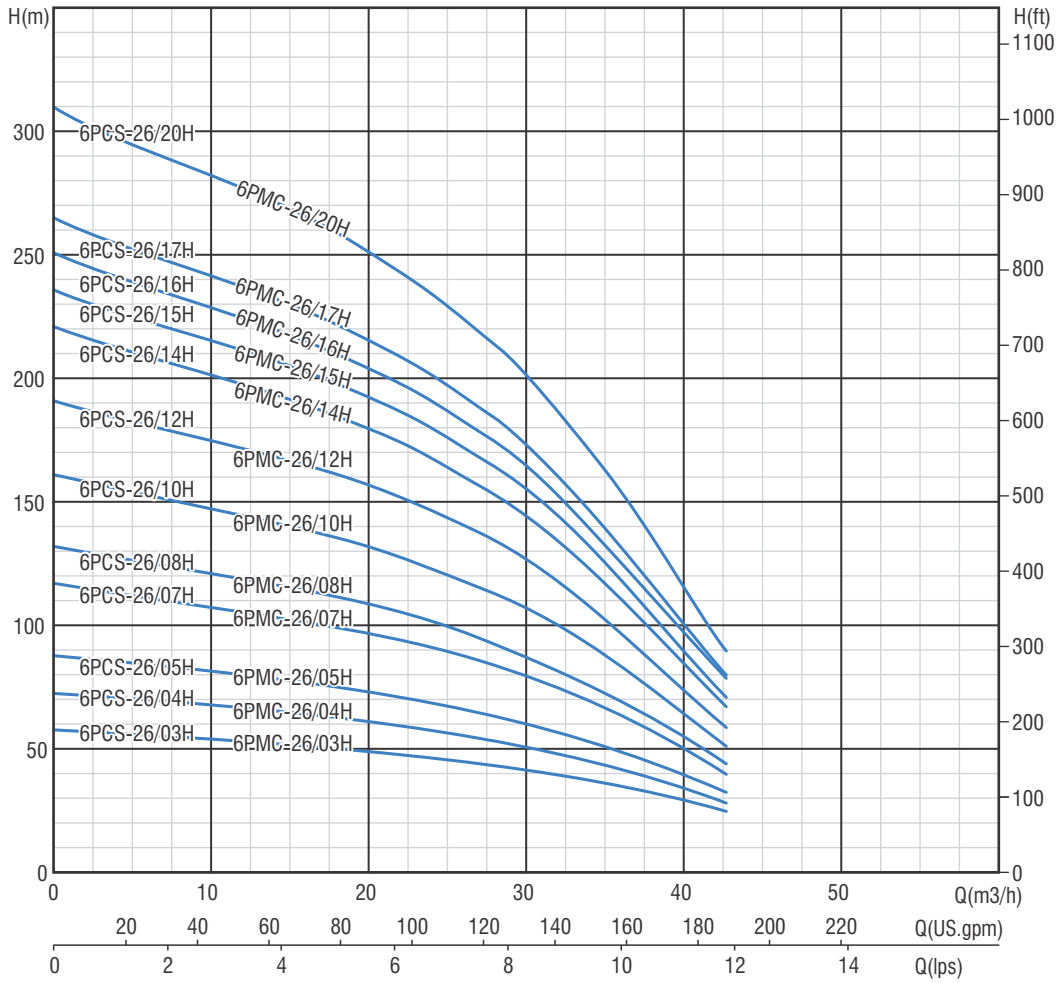

Model Costa Deep Series	Model Maxi Deep Series	Motor Power kW	Motor Power HP	Q(m^3/h)	0	15.0	18.0	21.0	25.8	30.6	37.2	42.0
				Q(lps)	0	4.17	5.00	5.83	7.17	8.50	10.33	11.67
6PCS-26/03H	6PMC-26/03H	3.7	5	Head(m)	47	40	38	37	33	29	20	12
6PCS-26/04H	6PMC-26/04H	4.5	6		62	53	51	49	44	38	26	16
6PCS-26/05H	6PMC-26/05H	5.5	7.5		78	66	64	61	55	48	33	20
6PCS-26/07H	6PMC-26/07H	7.5	10		109	93	90	85	77	67	46	28
6PCS-26/08H	6PMC-26/08H	9.3	12.5		124	106	102	98	88	76	52	32
6PCS-26/10H	6PMC-26/10H	11	15		155	133	128	122	110	95	65	40
6PCS-26/12H	6PMC-26/12H	13	17.5		186	159	154	146	132	114	78	48
6PCS-26/14H	6PMC-26/14H	15	20		217	186	179	171	154	133	91	56
6PCS-26/15H	6PMC-26/15H	16.7	22.5		233	199	192	183	165	143	98	60
6PCS-26/16H	6PMC-26/16H	18.5	25		248	212	205	195	176	152	104	64
6PCS-26/17H	6PMC-26/17H	18.5	25		264	225	218	207	187	162	111	68
6PCS-26/20H	6PMC-26/20H	22	30		310	265	256	244	220	190	130	80

In view of continuous improvements in our design and process, the information, dimensions and specifications given herein are subject to change without notice.

6PCS-33
6PMC-33

Nominal Flow: 33 m^3/h

Outlet Size: 3”

2900 rpm

Performance Curve

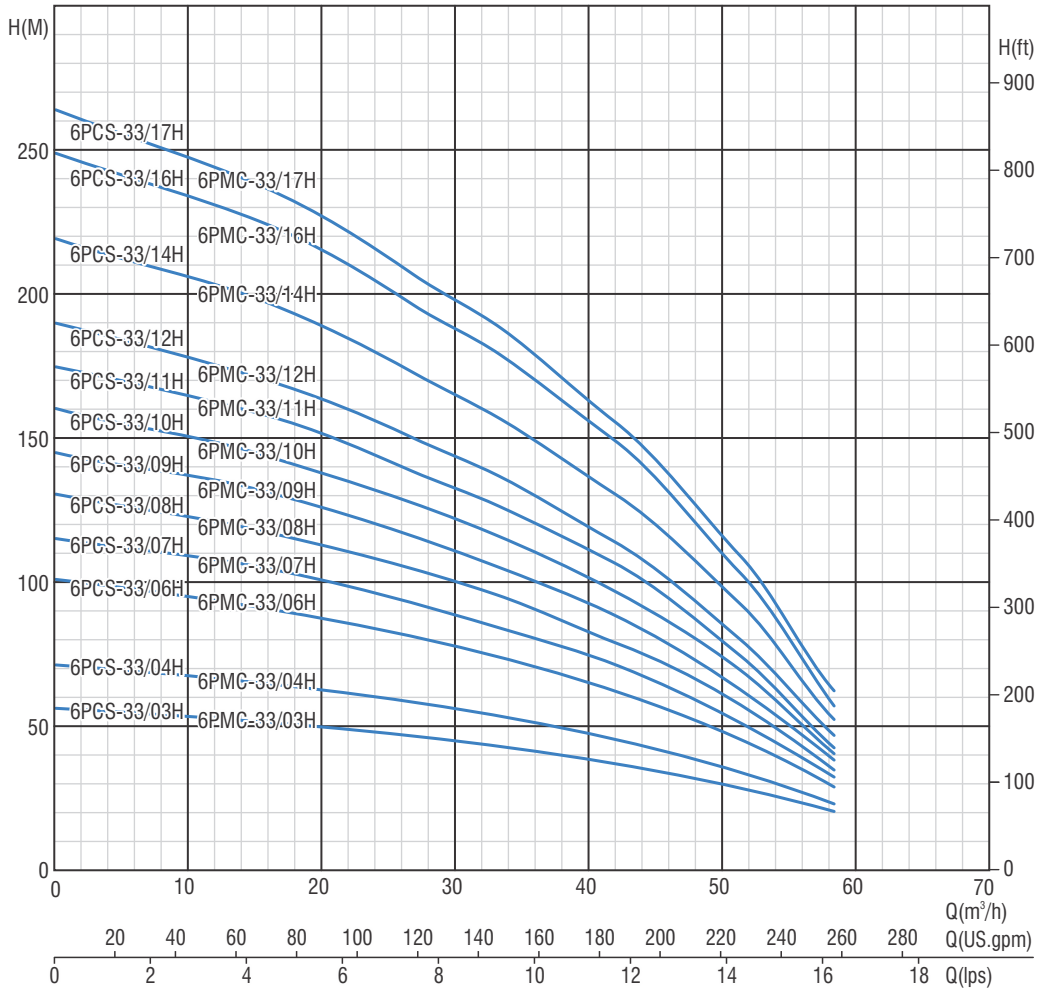

Model Costa Deep Series	Model Maxi Deep Series	Motor Power kW	Motor Power HP	Q(m^3/h)	0	15.0	20.4	27.0	33.0	42.0	51.6	58.8
				Q(lps)	0	4.17	5.67	7.50	9.17	11.67	14.33	16.33
6PCS-33/03H	6PMC-33/03H	3.7	5	Head(m)	47	42	40	36	33	27	18	9
6PCS-33/04H	6PMC-33/04H	5.5	7.5		62	56	53	48	44	36	24	12
6PCS-33/06H	6PMC-33/06H	7.5	10		93	84	79	72	66	54	36	18
6PCS-33/07H	6PMC-33/07H	9.3	12.5		109	98	92	84	77	63	42	21
6PCS-33/08H	6PMC-33/08H	11	15		124	112	106	96	88	72	48	24
6PCS-33/09H	6PMC-33/09H	11	15		140	126	119	108	99	81	54	27
6PCS-33/10H	6PMC-33/10H	13	17.5		155	140	132	120	110	90	60	30
6PCS-33/11H	6PMC-33/11H	15	20		171	154	145	132	121	99	66	33
6PCS-33/12H	6PMC-33/12H	15	20		186	168	158	144	132	108	72	36
6PCS-33/14H	6PMC-33/14H	18.5	25		217	196	185	168	154	126	84	42
6PCS-33/16H	6PMC-33/16H	22	30		248	224	211	192	176	144	96	48
6PCS-33/17H	6PMC-33/17H	22	30		264	238	224	204	187	153	102	51

In view of continuous improvements in our design and process, the information, dimensions and specifications given herein are subject to change without notice.

6PCS-38
6PMC-38

Nominal Flow: 38 m^3/h

Outlet Size: 3”

Performance Curve

2900 rpm

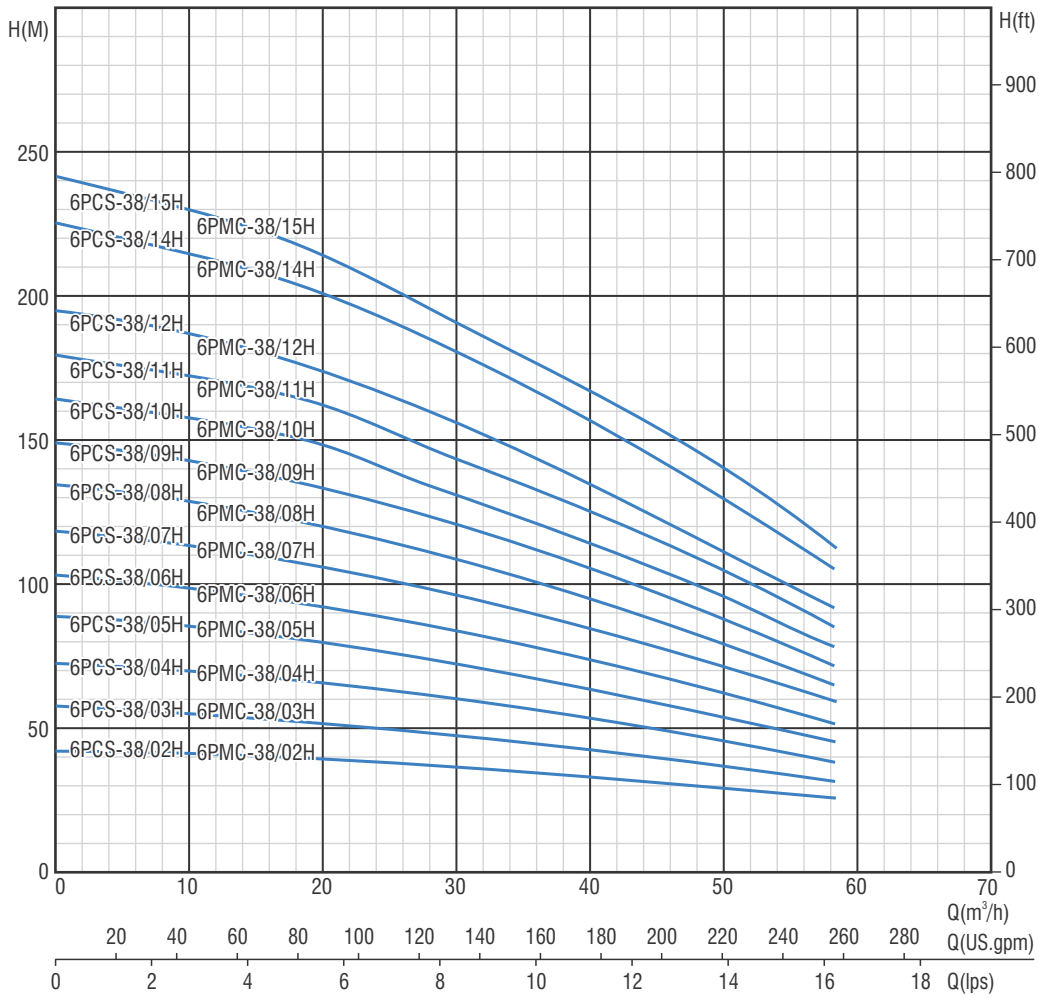

Model Costa Deep Series	Model Maxi Deep Series	Motor Power kW	Motor Power HP	Q(m^3/h) / Q(lps)	0 / 0	18.6 / 5.20	28.5 / 7.90	34.8 / 9.70	37.8 / 10.50	42.6 / 11.80	48.6 / 13.50	57.6 / 16.00
6PCS-38/02H	6PMC-38/02H	3	4	Head(m)	32	29	25	23	22	21	18	14
6PCS-38/03H	6PMC-38/03H	4.5	6		48	44	38	35	33	31	27	21
6PCS-38/04H	6PMC-38/04H	5.5	7.5		64	58	51	47	44	41	36	28
6PCS-38/05H	6PMC-38/05H	7.5	10		80	73	64	59	55	52	45	35
6PCS-38/06H	6PMC-38/06H	9.3	12.5		96	87	76	70	66	62	54	42
6PCS-38/07H	6PMC-38/07H	11	15		112	102	89	82	77	72	63	49
6PCS-38/08H	6PMC-38/08H	11	15		128	116	102	94	88	82	72	56
6PCS-38/09H	6PMC-38/09H	13	17.5		144	131	114	105	99	93	81	63
6PCS-38/10H	6PMC-38/10H	15	20		160	145	127	117	110	103	90	70
6PCS-38/11H	6PMC-38/11H	16.7	22.5		176	160	140	129	121	113	99	77
6PCS-38/12H	6PMC-38/12H	18.5	25		192	174	152	140	132	124	108	84
6PCS-38/14H	6PMC-38/14H	20.5	27.5		224	203	178	164	154	144	126	98
6PCS-38/15H	6PMC-38/15H	22	30		240	218	191	176	165	155	135	105

In view of continuous improvements in our design and process, the information, dimensions and specifications given herein are subject to change without notice.

6PCS-46
6PMC-46

Nominal Flow: 46 m^3/h

Outlet Size: 3”

Performance Curve

2900 rpm

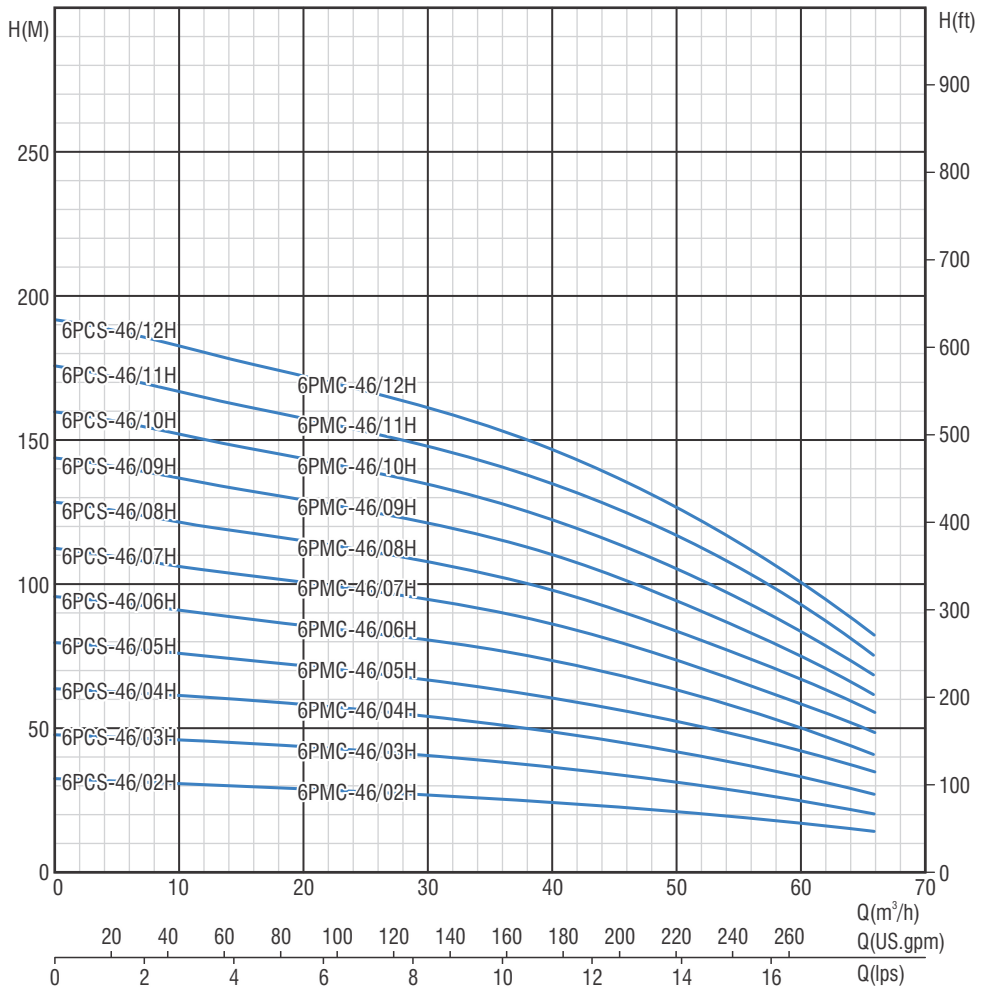

Model Costa Deep Series	Model Maxi Deep Series	Motor Power kW	Motor Power HP	Q(m^3/h) / Q(lps)	0 / 0	30.0 / 8.33	36.0 / 10.00	42.0 / 11.67	46.8 / 13.00	51.0 / 14.17	57.0 / 15.83	66.0 / 18.33
6PCS-46/02H	6PMC-46/02H	3.7	5	Head(m)	32	27	26	24	22	21	18	14
6PCS-46/03H	6PMC-46/03H	5.5	7.5		48	41	38	36	33	31	27	21
6PCS-46/04H	6PMC-46/04H	7.5	10		64	54	51	48	44	41	36	27
6PCS-46/05H	6PMC-46/05H	9.3	12.5		80	68	64	60	55	52	45	34
6PCS-46/06H	6PMC-46/06H	11	15		96	81	77	72	66	62	54	41
6PCS-46/07H	6PMC-46/07H	13	17.5		112	95	90	84	77	72	63	48
6PCS-46/08H	6PMC-46/08H	15	20		128	108	102	96	88	82	72	55
6PCS-46/09H	6PMC-46/09H	16.7	22.5		144	122	115	108	99	93	81	62
6PCS-46/10H	6PMC-46/10H	18.5	25		160	135	128	120	110	103	90	69
6PCS-46/11H	6PMC-46/11H	20.5	27.5		176	149	141	132	121	113	99	76
6PCS-46/12H	6PMC-46/12H	22	30		192	162	154	144	132	124	108	82

In view of continuous improvements in our design and process, the information, dimensions and specifications given herein are subject to change without notice.

6PCS-54
6PMC-54

Nominal Flow: 54 m^3/h

Outlet Size: 3”

Performance Curve

2900 rpm

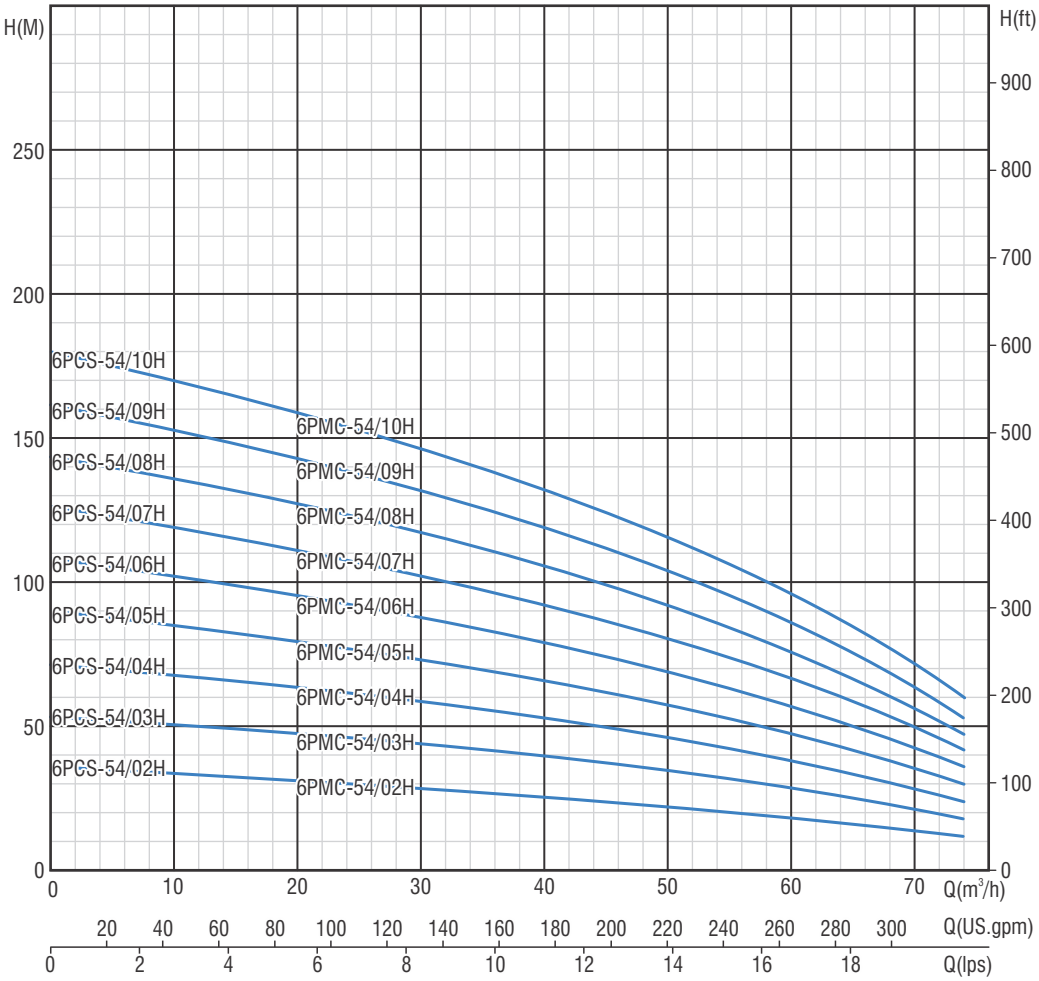

Model Costa Deep Series	Model Maxi Deep Series	Motor Power kW	Motor Power HP	Q(m^3/h)	0	24.6	34.8	48.6	54.0	61.2	69.6	75.0
				Q(lps)	0	6.83	9.67	13.50	15.00	17.00	19.30	20.80
6PCS-54/02H	6PMC-54/02H	4.5	6	Head(m)	36	31	28	24	22	19	15	12
6PCS-54/03H	6PMC-54/03H	7.5	10		54	47	42	36	33	29	23	18
6PCS-54/04H	6PMC-54/04H	9.3	12.5		72	62	56	48	44	38	30	24
6PCS-54/05H	6PMC-54/05H	11	15		90	78	70	60	55	48	38	30
6PCS-54/06H	6PMC-54/06H	13	17.5		108	93	84	72	66	58	45	36
6PCS-54/07H	6PMC-54/07H	15	20		126	109	98	84	77	67	53	42
6PCS-54/08H	6PMC-54/08H	18.5	25		144	124	112	96	88	77	60	48
6PCS-54/09H	6PMC-54/09H	20.5	27.5		162	140	126	108	99	86	68	54
6PCS-54/10H	6PMC-54/10H	22	30		180	155	140	120	110	96	75	60

In view of continuous improvements in our design and process, the information, dimensions and specifications given herein are subject to change without notice.

Technical Specification

SERIES		8" MAXI BLUE / COSTA
Model		8PCS / 8PMC
Power Range	kW	7.5 to 63 kW
	HP	10 to 85 HP
Nominal Outlet size	Inch	3" & 4”
	mm	80 & 100
Speed	rpm	2880
Discharge range	m^3/h	24 to 150
	lpm	400 to 2500
	lps	6.67 to 41.67
Head range	m	14 to 300
	ft	46 to 984
Max. Outer Diameter	mm	195

Materials of Construction

Models	8PMC	8PCL	8PCS	8PCT
Suction Housing	Cast iron	Casted SS 410	Casted SS 304	Casted SS 316
Discharge Housing	Cast iron	Casted SS 410	Casted SS 304	Casted SS 316
Impeller	SS 410	Casted SS 410	Casted SS 304	Casted SS 316
Diffuser Chamber	Cast iron	Casted SS 410	Casted SS 304	Casted SS 316
Pump Shaft	SS 420	SS 410	SS 304	SS 316
Check Valve Disc	SS 202	SS 410	SS 304	SS 316
Bush Diffuser chamber	NBR / VITON	NBR / VITON	NBR / VITON	NBR / VITON
Wear ring	NBR / VITON + SS	NBR / VITON + SS	NBR / VITON + SS	NBR / VITON + SS
Upthrust Washer	SS 410	SS 410	SS 304	SS 316
Counter Bush	LTB-4	LTB-4	LTB-4	LTB-4
Sleeve	SS 410	SS 410	SS 410	SS 410
Cable Guard	SS 410	SS 410	SS 304	SS 316

Cross Sectional Drawing: 8” Maxi Blue / Costa Series

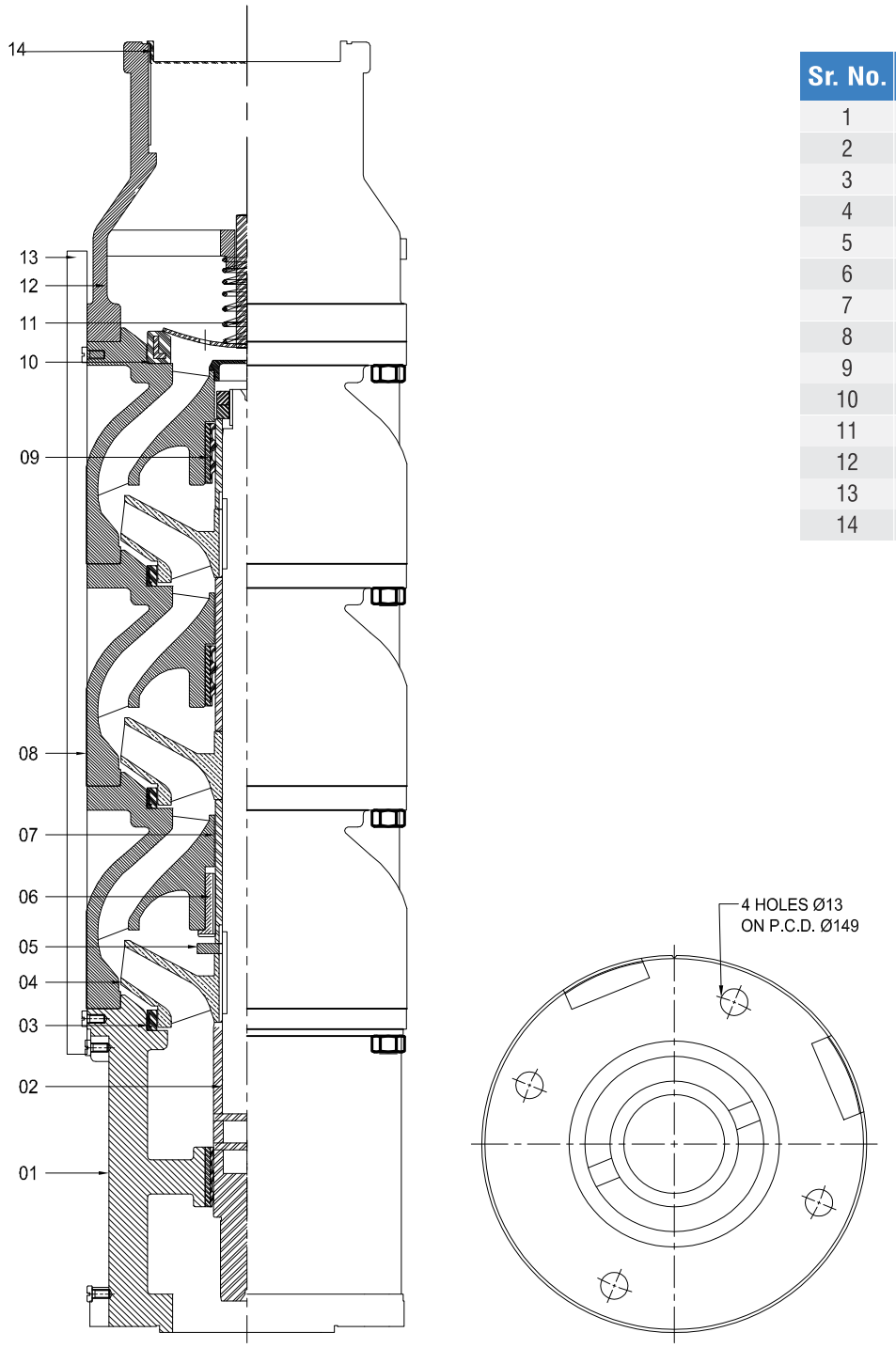

Sr. No.	PART NAME
1	SUCTION HOUSING
2	PUMP SHAFT
3	WEAR RING
4	IMPELLER
5	THRUST WASHER
6	COUNTER BUSH
7	SLEEVE
8	BOWL
9	RUBBER BUSH
10	NRV RING
11	VALVE ASSY
12	DISCHARGE HOUSING
13	CABLE GUARD
14	NRV CAP

8PCS-44
8MPC-44

Nominal Flow: 44 m^3/h

Outlet Size: 3”

Performance Curve

2900 rpm

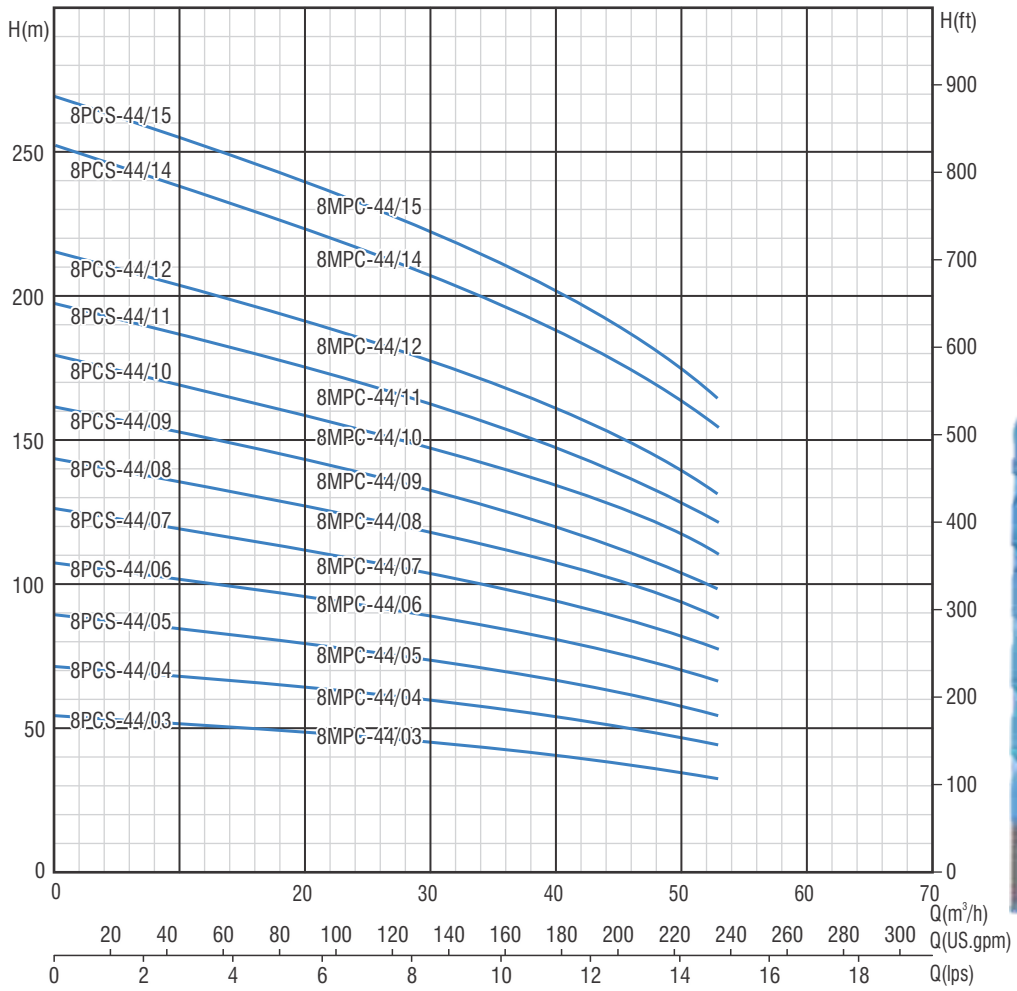

Model Costa Series	Model Maxi Blue Series	Motor Power kW	Motor Power HP	Q(m^3/h) / Q(lps)	0 / 0	24.0 / 6.70	30.0 / 8.30	36.0 / 10.00	43.5 / 12.10	45.6 / 12.70	48.0 / 13.30	52.8 / 14.70
8PCS-44/03	8MPC-44/03	7.5	10	Head(m)	54	47	44	42	39	38	36	33
8PCS-44/04	8MPC-44/04	9.3	12.5		72	62	59	56	52	50	48	44
8PCS-44/05	8MPC-44/05	11	15		90	78	74	70	65	63	60	55
8PCS-44/06	8MPC-44/06	13	17.5		108	93	89	84	78	75	72	66
8PCS-44/07	8MPC-44/07	15	20		126	109	103	98	91	88	84	77
8PCS-44/08	8MPC-44/08	18.5	25		144	124	118	112	104	100	96	88
8PCS-44/09	8MPC-44/09	18.5	25		162	140	133	126	117	113	108	99
8PCS-44/10	8MPC-44/10	22	30		180	155	148	140	130	125	120	110
8PCS-44/11	8MPC-44/11	22	30		198	171	162	154	143	138	132	121
8PCS-44/12	8MPC-44/12	26	35		216	186	177	168	156	150	144	132
8PCS-44/14	8MPC-44/14	30	40		252	217	207	196	182	175	168	154
8PCS-44/15	8MPC-44/15	33.5	45		270	233	221	210	195	188	180	165

In view of continuous improvements in our design and process, the information, dimensions and specifications given herein are subject to change without notice.

8PCS-55
8MPC-55

Nominal Flow: 55 m^3/h

Outlet Size: 3”

Performance Curve

2900 rpm

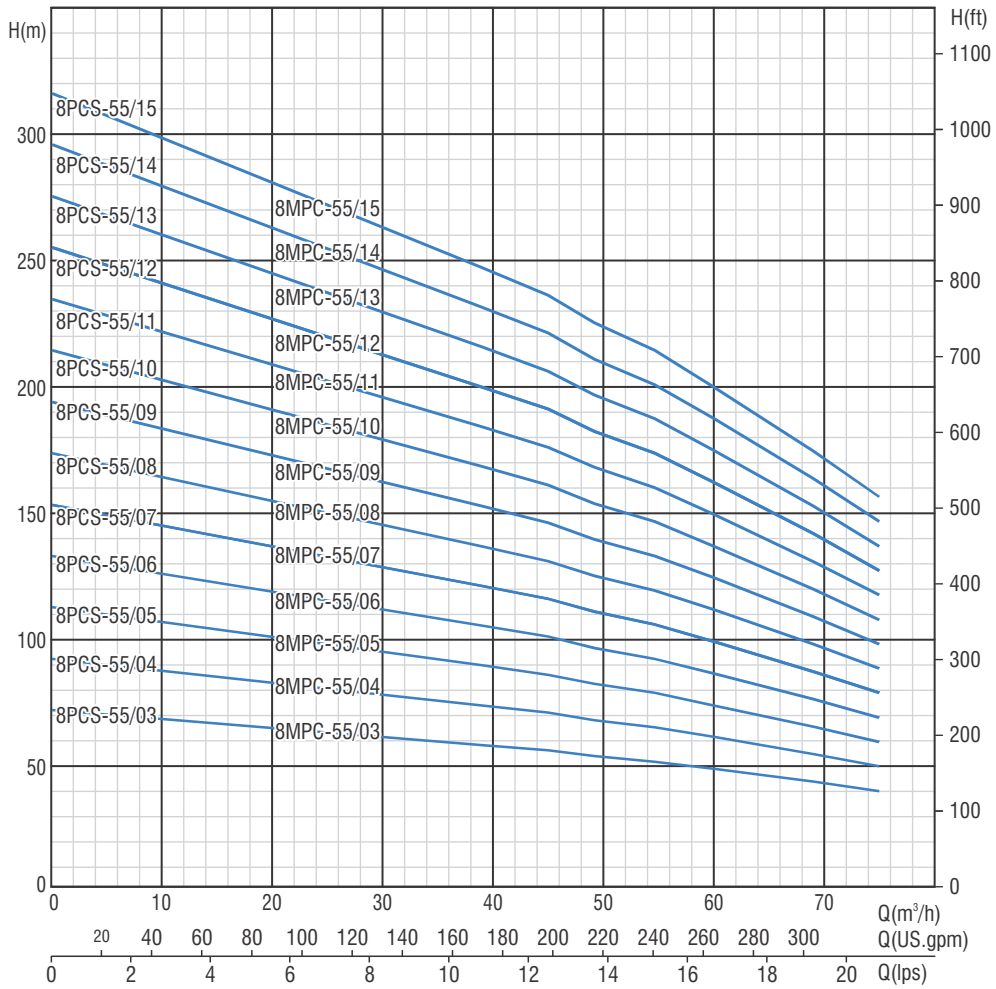

Model Costa Series	Model Maxi Blue Series	Motor Power kW	Motor Power HP	Q(m³/h) / Q(lps)	0 / 0	39.0 / 10.80	45.0 / 12.50	49.2 / 13.70	55.0 / 15.20	60.0 / 16.70	69.0 / 19.20	75.0 / 20.80
8PCS-55/03	8MPC-55/03	9.3	12.5	Head(m)	63	49	47	44	42	39	34	30
8PCS-55/04	8MPC-55/04	11	15		84	65	62	59	56	52	45	40
8PCS-55/05	8MPC-55/05	15	20		105	81	78	74	70	65	56	50
8PCS-55/06	8MPC-55/06	18.5	25		126	98	93	89	84	78	68	60
8PCS-55/07	8MPC-55/07	18.5	25		147	114	109	103	98	91	79	70
8PCS-55/07	8MPC-55/07	22	30		147	114	109	103	98	91	79	70
8PCS-55/08	8MPC-55/08	22	30		168	130	124	118	112	104	90	80
8PCS-55/09	8MPC-55/09	26	35		189	146	140	133	126	117	101	90
8PCS-55/10	8MPC-55/10	30	40		210	163	155	148	140	130	113	100
8PCS-55/11	8MPC-55/11	33.5	45		231	179	171	162	154	143	124	110
8PCS-55/12	8MPC-55/12	33.5	45		252	195	186	177	168	156	135	120
8PCS-55/12	8MPC-55/12	37	50		252	195	186	177	168	156	135	120
8PCS-55/13	8MPC-55/13	37	50		273	211	202	192	182	169	146	130
8PCS-55/14	8MPC-55/14	41	55		294	228	217	207	196	182	158	140
8PCS-55/15	8MPC-55/15	45	60		315	244	233	221	210	195	169	150

In view of continuous improvements in our design and process, the information, dimensions and specifications given herein are subject to change without notice.

8PCS-66
8MPC-66

Nominal Flow: 66 m^3/h

Outlet Size: 4”

Performance Curve

2900 rpm

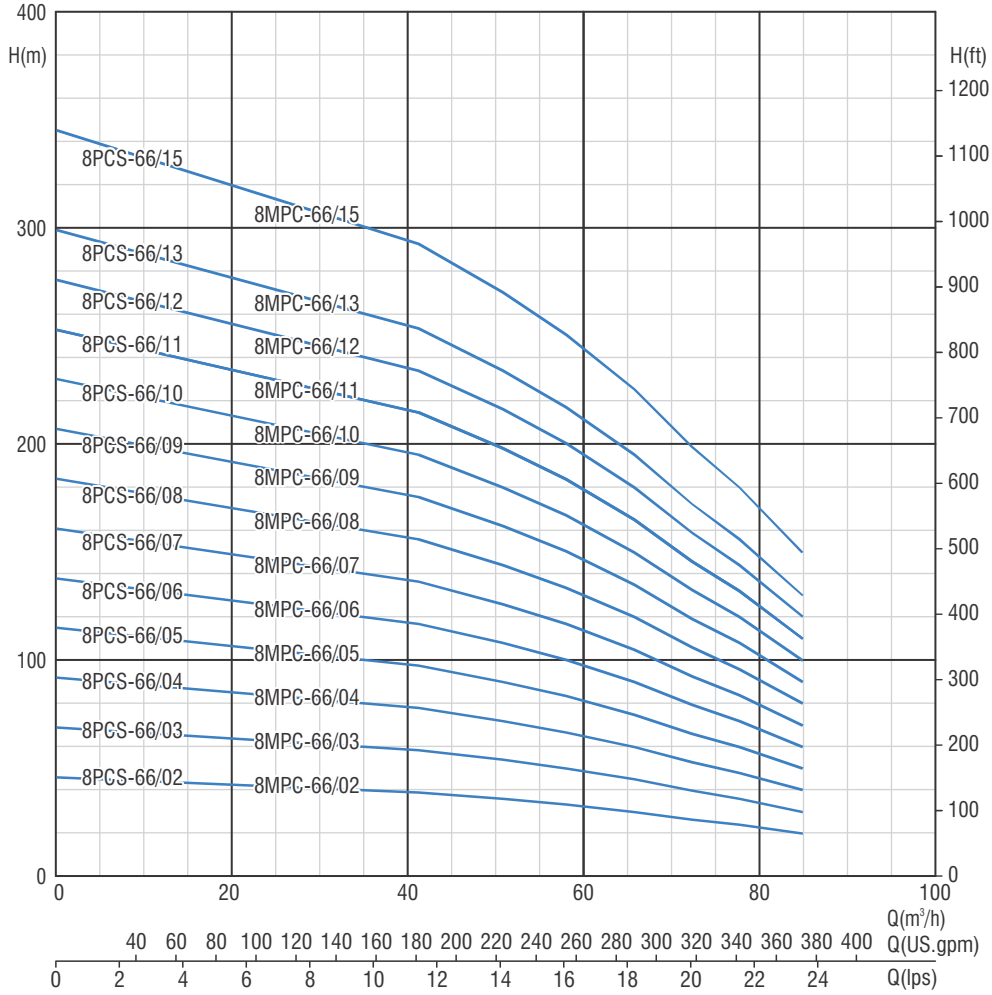

Model Costa Series	Model Maxi Blue Series	Motor Power kW	Motor Power HP	Q(m^3/h) / Q(lps)	0 / 0	41.4 / 11.50	51.0 / 14.20	58.2 / 16.20	66.0 / 18.30	72.6 / 20.20	78.0 / 21.70	85.2 / 23.70
8PCS-66/02	8MPC-66/02	7.5	10	Head(m)	46	39	36	33	30	27	24	20
8PCS-66/03	8MPC-66/03	11	15		69	59	54	50	45	40	36	30
8PCS-66/04	8MPC-66/04	15	20		92	78	72	67	60	53	48	40
8PCS-66/05	8MPC-66/05	18.5	25		115	98	90	84	75	66	60	50
8PCS-66/06	8MPC-66/06	22	30		138	117	108	100	90	80	72	60
8PCS-66/07	8MPC-66/07	26	35		161	137	126	117	105	93	84	70
8PCS-66/08	8MPC-66/08	30	40		184	156	144	134	120	106	96	80
8PCS-66/09	8MPC-66/09	33.5	45		207	176	162	150	135	119	108	90
8PCS-66/10	8MPC-66/10	37	50		230	195	180	167	150	133	120	100
8PCS-66/11	8MPC-66/11	37	50		253	215	198	184	165	146	132	110
8PCS-66/11	8MPC-66/11	41	55		253	215	198	184	165	146	132	110
8PCS-66/12	8MPC-66/12	45	60		276	234	216	200	180	159	144	120
8PCS-66/13	8MPC-66/13	45	60		299	254	234	217	195	172	156	130
8PCS-66/15	8MPC-66/15	55	75		345	293	270	251	225	199	180	150

In view of continuous improvements in our design and process, the information, dimensions and specifications given herein are subject to change without notice.

8PCS-88
8MPC-88

Nominal Flow: 88 m^3/h

Outlet Size: 4”

Performance Curve

2900 rpm

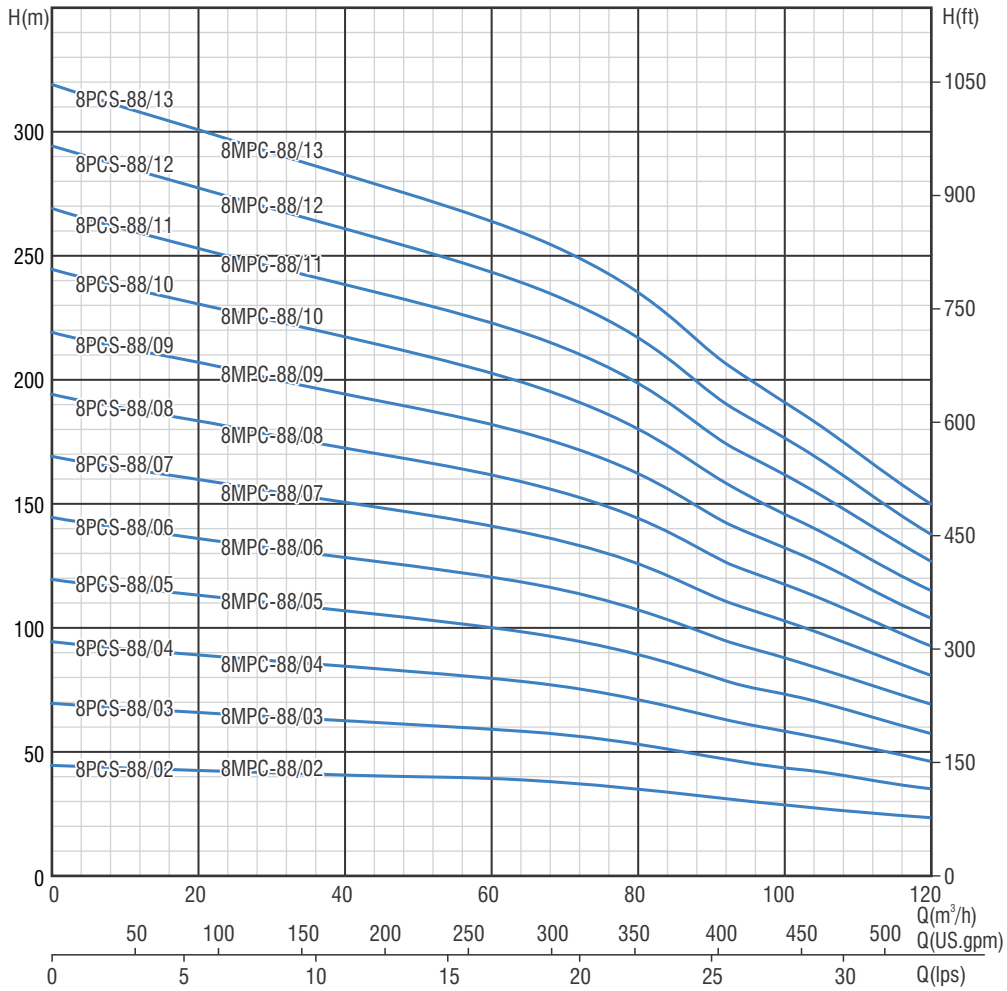

Model Costa Series	Model Maxi Blue Series	Motor Power kW	Motor Power HP	Q(m³/h) / Q(lps)	0 / 0	61.2 / 17.00	70.8 / 19.70	78.6 / 21.80	87.0 / 24.20	91.8 / 25.50	102.0 / 28.30	120.0 / 33.30
8PCS-88/02	8MPC-88/02	11	15	Head(m)	50	41	39	37	34	32	29	23
8PCS-88/03	8MPC-88/03	15	20		75	62	59	56	51	48	44	35
8PCS-88/04	8MPC-88/04	22	30		100	82	78	74	68	64	58	46
8PCS-88/05	8MPC-88/05	26	35		125	103	98	93	85	80	73	58
8PCS-88/06	8MPC-88/06	30	40		150	123	117	111	102	96	87	69
8PCS-88/06	8MPC-88/06	33.5	45		150	123	117	111	102	96	87	69
8PCS-88/07	8MPC-88/07	37	50		175	144	137	130	119	112	102	81
8PCS-88/08	8MPC-88/08	41	55		200	164	156	148	136	128	116	92
8PCS-88/09	8MPC-88/09	45	60		225	185	176	167	153	144	131	104
8PCS-88/10	8MPC-88/10	55	75		250	205	195	185	170	160	145	115
8PCS-88/11	8MPC-88/11	55	75		275	226	215	204	187	176	160	127
8PCS-88/12	8MPC-88/12	63	85		300	246	234	222	204	192	174	138
8PCS-88/13	8MPC-88/13	63	85		325	267	254	241	221	208	189	150

In view of continuous improvements in our design and process, the information, dimensions and specifications given herein are subject to change without notice.

8PCS-93
8MPC-93

Nominal Flow: 93 m^3/h

Outlet Size: 4”

Performance Curve

2900 rpm

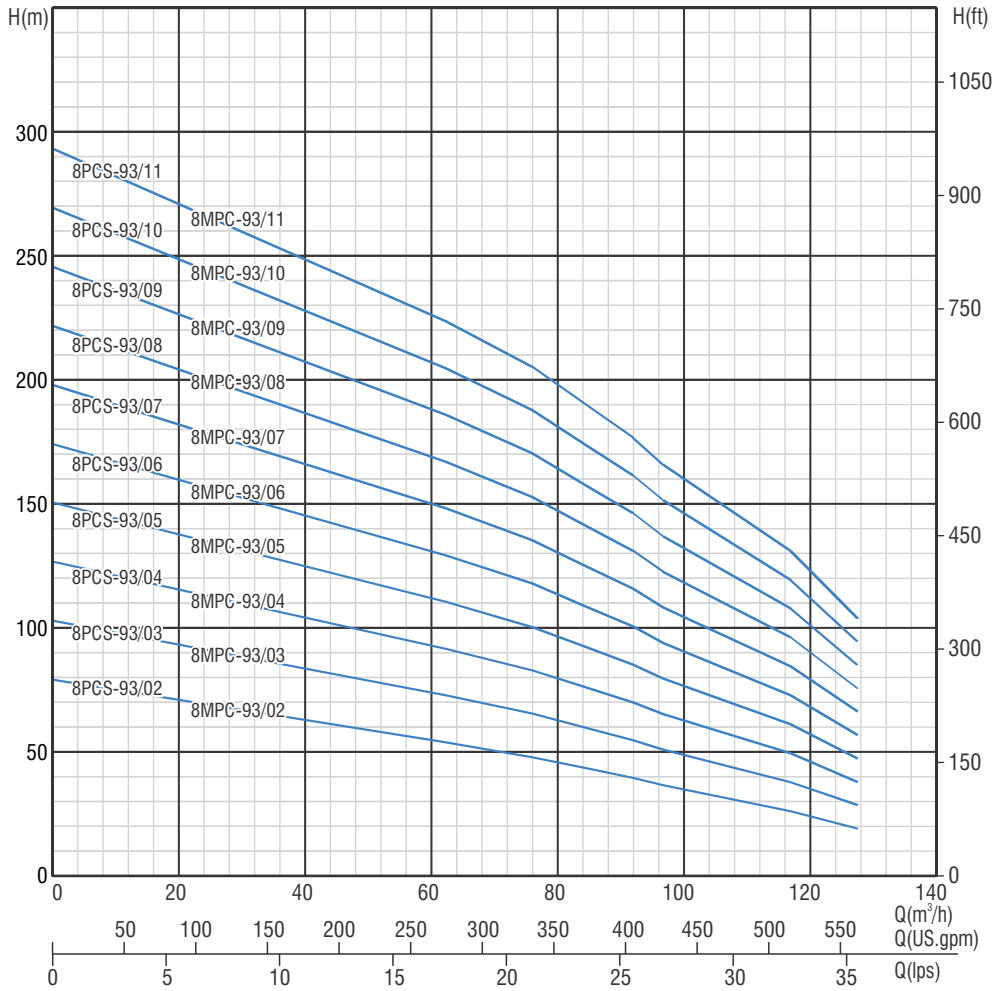

Model Costa Series	Model Maxi Blue Series	Motor Power kW	Motor Power HP	Q(m^3/h) / Q(lps)	0 / 0	63.0 / 17.50	76.8 / 21.30	85.2 / 23.70	93.0 / 25.80	97.8 / 27.20	118.2 / 32.80	129.0 / 35.80
8PCS-93/02	8MPC-93/02	11	15	Head(m)	53	42	39	36	34	32	26	21
8PCS-93/03	8MPC-93/03	18.5	25		80	63	59	55	51	48	39	32
8PCS-93/04	8MPC-93/04	26	35		106	84	78	73	68	64	52	42
8PCS-93/05	8MPC-93/05	30	40		133	105	98	91	85	80	65	53
8PCS-93/06	8MPC-93/06	37	50		159	126	117	109	102	96	78	63
8PCS-93/07	8MPC-93/07	41	55		186	147	137	127	119	112	91	74
8PCS-93/08	8MPC-93/08	45	60		212	168	156	146	136	128	104	84
8PCS-93/09	8MPC-93/09	55	75		239	189	176	164	153	144	117	95
8PCS-93/10	8MPC-93/10	55	75		265	210	195	182	170	160	130	105
8PCS-93/11	8MPC-93/11	63	85		292	231	215	200	187	176	143	116

In view of continuous improvements in our design and process, the information, dimensions and specifications given herein are subject to change without notice.

8PCS-96
8MPC-96

Nominal Flow: 96 m^3/h

Outlet Size: 4”

Performance Curve

2900 rpm

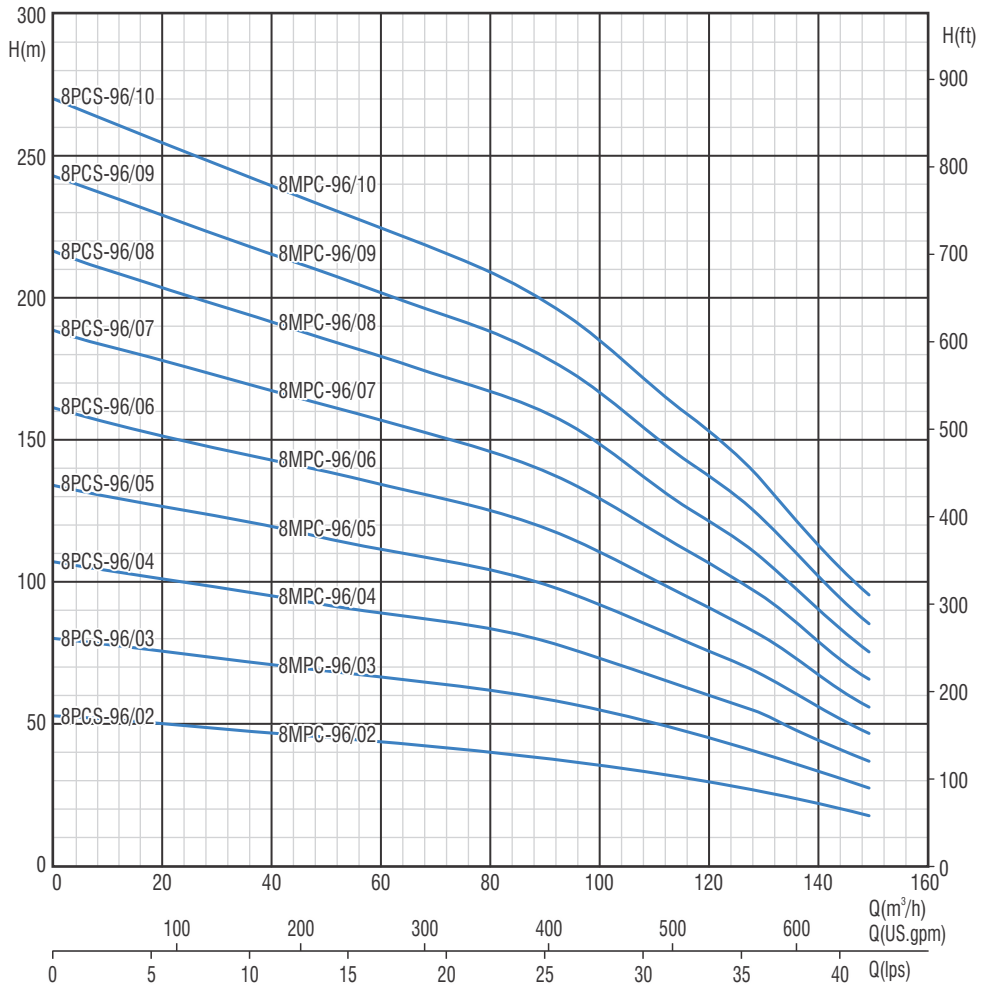

Model Costa Series	Model Maxi Blue Series	Motor Power kW	Motor Power HP	Q(m^3/h) / Q(lps)	0 / 0	81.0 / 22.50	89.0 / 24.60	96.0 / 26.70	108.0 / 30.00	126.0 / 35.00	135.0 / 37.50	147.0 / 40.80
8PCS-96/02	8MPC-96/02	13	17.5	Head(m)	54	42	40	38	34	28	24	19
8PCS-96/03	8MPC-96/03	20	27.5		81	62	60	57	51	42	36	29
8PCS-96/04	8MPC-96/04	26	35		108	83	80	76	68	56	48	38
8PCS-96/05	8MPC-96/05	33.5	45		135	104	100	95	85	70	60	48
8PCS-96/06	8MPC-96/06	41	55		162	125	120	114	102	84	72	57
8PCS-96/07	8MPC-96/07	45	60		189	146	140	133	119	98	84	67
8PCS-96/08	8MPC-96/08	55	75		216	166	160	152	136	112	96	76
8PCS-96/09	8MPC-96/09	63	85		243	187	180	171	153	126	108	86
8PCS-96/10	8MPC-96/10	63	85		270	208	200	190	170	140	120	95

In view of continuous improvements in our design and process, the information, dimensions and specifications given herein are subject to change without notice.

8PCS-115
8MPC-115

Nominal Flow: 115 m^3/h

Outlet Size: 4”

Performance Curve

2900 rpm

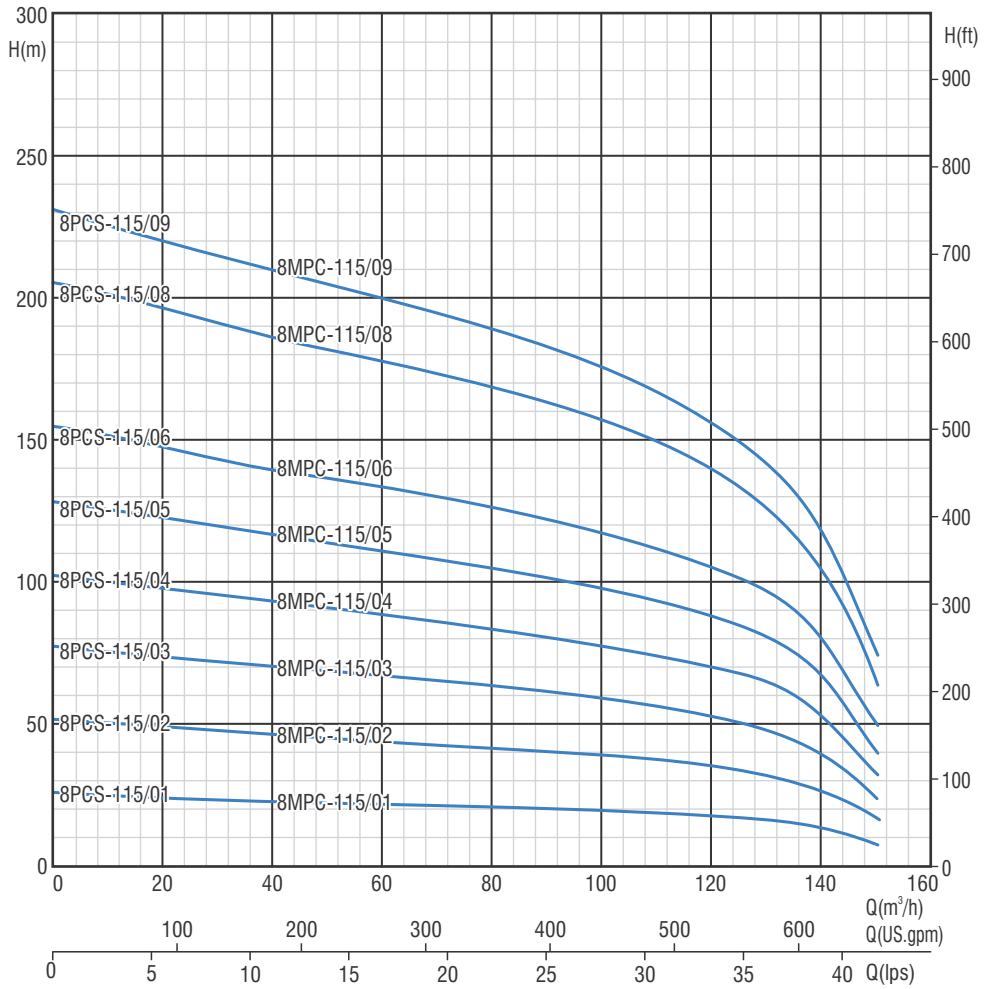

Model Costa Series	Model Maxi Blue Series	Motor Power kW	Motor Power HP	Q(m³/h) / Q(lps)	0 / 0	91.2 / 25.30	97.8 / 27.20	106.8 / 29.70	114.0 / 31.70	124.8 / 34.70	138.0 / 38.30	150.0 / 41.70
8PCS-115/01	8MPC-115/01	7.5	10	Head(m)	26	20	20	19	18	17	14	8
8PCS-115/02	8MPC-115/02	15	20		51	40	39	38	36	34	28	16
8PCS-115/03	8MPC-115/03	22	30		77	61	59	56	54	50	42	24
8PCS-115/04	8MPC-115/04	30	40		102	81	78	75	72	67	56	32
8PCS-115/05	8MPC-115/05	37	50		128	101	98	94	90	84	70	40
8PCS-115/06	8MPC-115/06	45	60		154	121	118	113	108	101	84	48
8PCS-115/08	8MPC-115/08	55	75		205	162	157	150	144	134	112	64
8PCS-115/09	8MPC-115/09	63	85		230	182	176	169	162	151	126	72

In view of continuous improvements in our design and process, the information, dimensions and specifications given herein are subject to change without notice.

VISTA & ZENTO SERIES

Technical Specification

SERIES		3" VISTA	4" ZENTO
Model		3PP	4PP
Power Range	kW	0.37 to 1.5 kW	0.37 to 5.5 kW
	HP	0.5 to 2.0 HP	0.5 to 7.5 HP
Nominal Outlet size	Inch	1", 1.25" & 1.5"	1.25", 1.5", 2" & 2.5"
	mm	25, 32 & 40	32, 40, 50 & 65
Speed	rpm	2880	2880
Discharge range	m^3/h	1.0 to 6.0	0.2 to 27
	lpm	16.67 to 100	3.5 to 450
	lps	0.28 to 1.67	0.06 to 7.5
Head range	m	10 to 95	8 to 342
	ft	33 to 310	26 to 1120
Max. Outer Diameter	mm	75	97

Cross Sectional Drawing: Vista & Zento

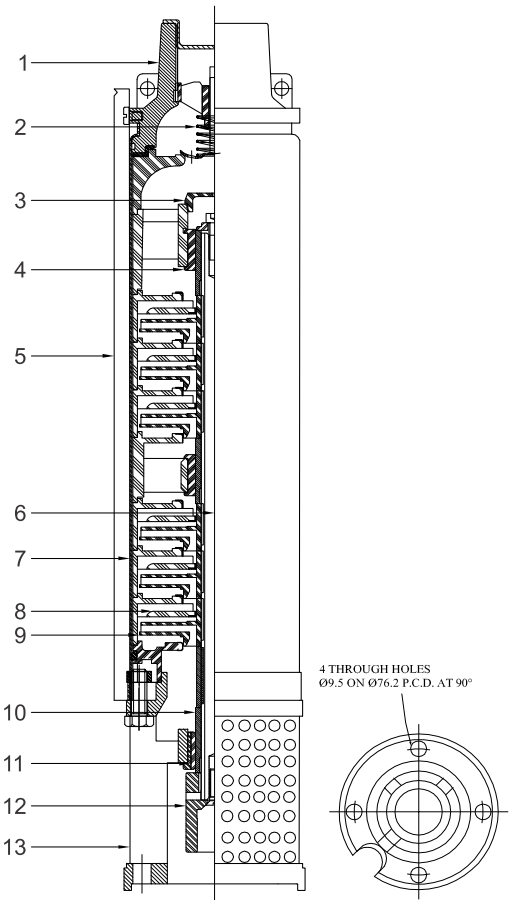

Sr. No.	PART NAME	MATERIAL
1	DISCHARGE HOUSING	CASTED SS410
2	CHECK VALVE ASSY.	STAINLESS STEEL
3	BOWL CAP	LDPE
4	PUMP SLEEVE	HARD CHROMED
5	CABLE GUARD	SS410
6	PUMP SHAFT	SS420/431
7	PUMP SHELL	STAINLESS STEEL
8	DIFFUSER CHAMBER	NORYL GFN2
9	IMPELLER	NORYL GFN2
10	BEARING BUSH	NITRILE RUBBER
11	STRAINER	STAINLESS STEEL
12	COUPLING	STAINLESS STEEL
13	SUCTION HOUSING	CASTED SS410

3PP-2

Nominal Flow: 2 m^3/h

Outlet Size: 1¼”

Performance Curve

2900 rpm

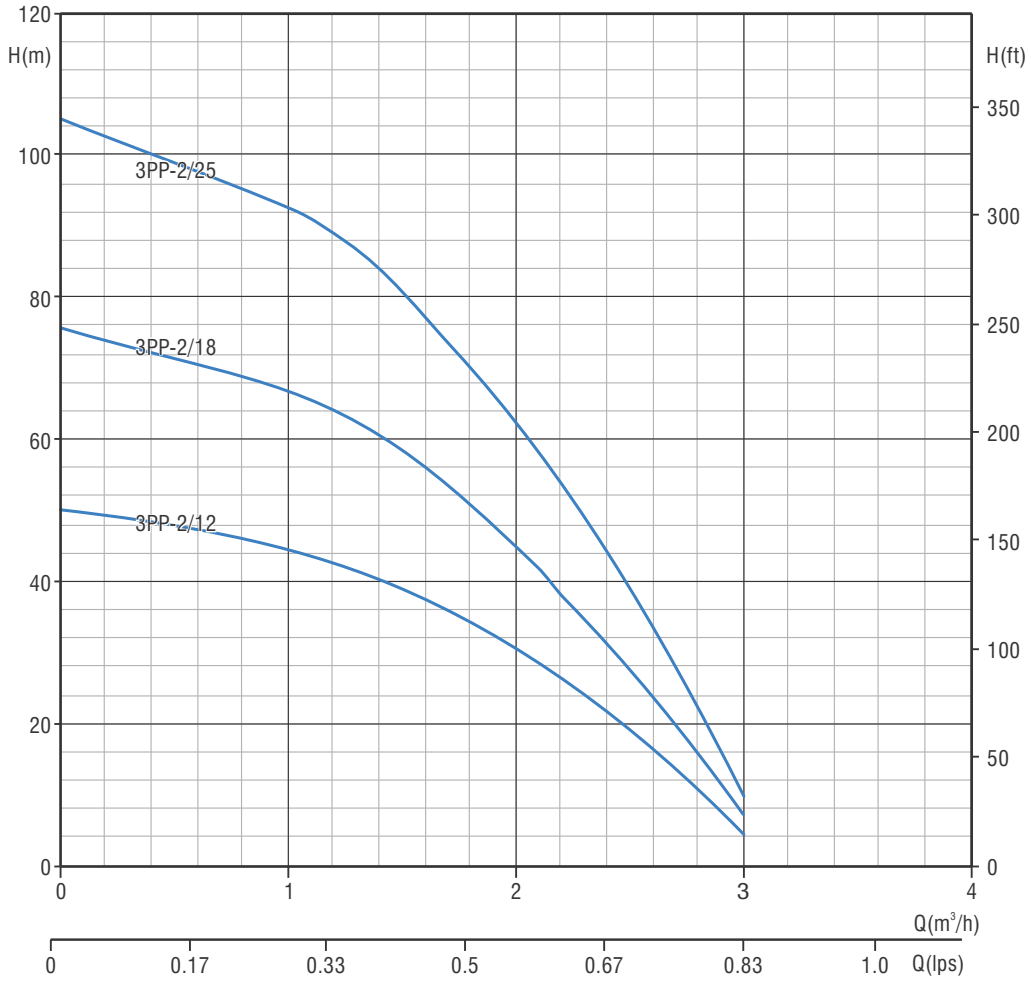

Model	Motor Power		Q(m^3/h)	0	1	1.4	1.6	1.9	2.1	2.5	3
	kW	HP	Q(lps)	0	0.28	0.4	0.45	0.52	0.58	0.7	0.83
3PP-2/12	0.37	0.5	Head(m)	50	44	40	37	32	28	18	5
3PP-2/18	0.55	0.75		76	67	60	56	49	42	27	7
3PP-2/25	0.75	1		105	93	84	78	68	59	38	10

3PP-3

Nominal Flow: 3 m^3/h

Outlet Size: 1¼”

Performance Curve

2900 rpm

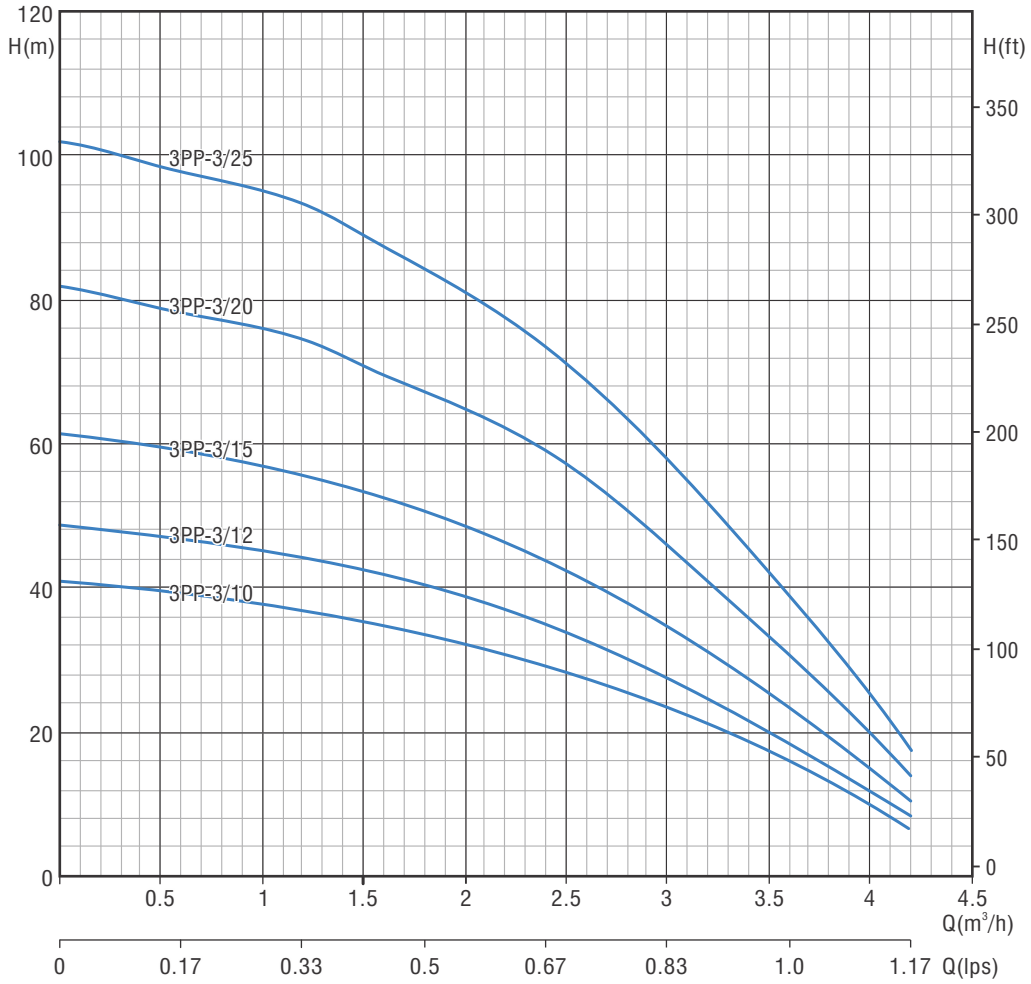

Model	Motor Power		Q(m^3/h)	0	1.2	2.1	2.4	2.8	3.3	3.8	4.2
	kW	HP	Q(lps)	0	0.33	0.58	0.67	0.77	0.92	1.07	1.17
3PP-3/10	0.37	0.5	Head(m)	41	38	32	30	26	20	13	7
3PP-3/12	0.55	0.75		49	45	38	36	31	23	15	8
3PP-3/15	0.55	0.75		62	56	48	44	39	29	19	11
3PP-3/20	0.75	1		82	75	64	59	52	39	25	14
3PP-3/25	0.93	1.25		103	94	80	74	65	49	31	18

In view of continuous improvements in our design and process, the information, dimensions and specifications given herein are subject to change without notice.

3PP-4

Nominal Flow: 4 m^3/h

Outlet Size: 1¼”

Performance Curve

2900 rpm

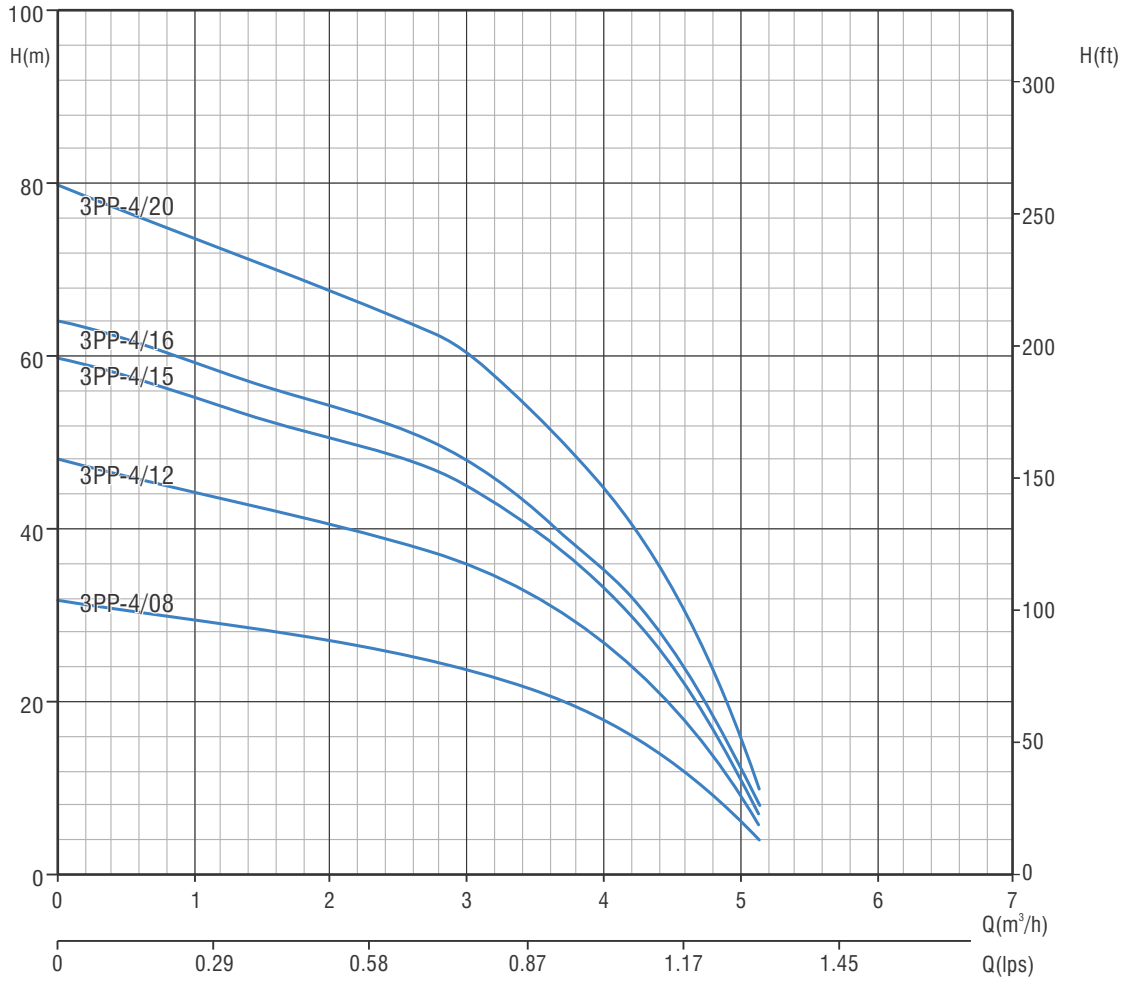

Model	Motor Power		Q(m^3/h)	0	2.7	3.2	3.9	4.2	4.5	4.8	5.1
	kW	HP	Q(lps)	0	0.75	0.9	1.08	1.17	1.25	1.33	1.42
3PP-4/08	0.37	0.5	Head(m)	32	25	23	18	16	13	9	4
3PP-4/12	0.55	0.75		48	38	34	28	24	19	13	6
3PP-4/15	0.75	1		60	47	43	35	30	24	17	7
3PP-4/16	0.75	1		64	50	45	37	32	26	18	8
3PP-4/20	0.93	1.25		80	63	57	46	40	32	22	10

In view of continuous improvements in our design and process, the information, dimensions and specifications given herein are subject to change without notice.

4PP-1

Nominal Flow: 1 m^3/h

Outlet Size: 1¼”

Performance Curve

2900 rpm

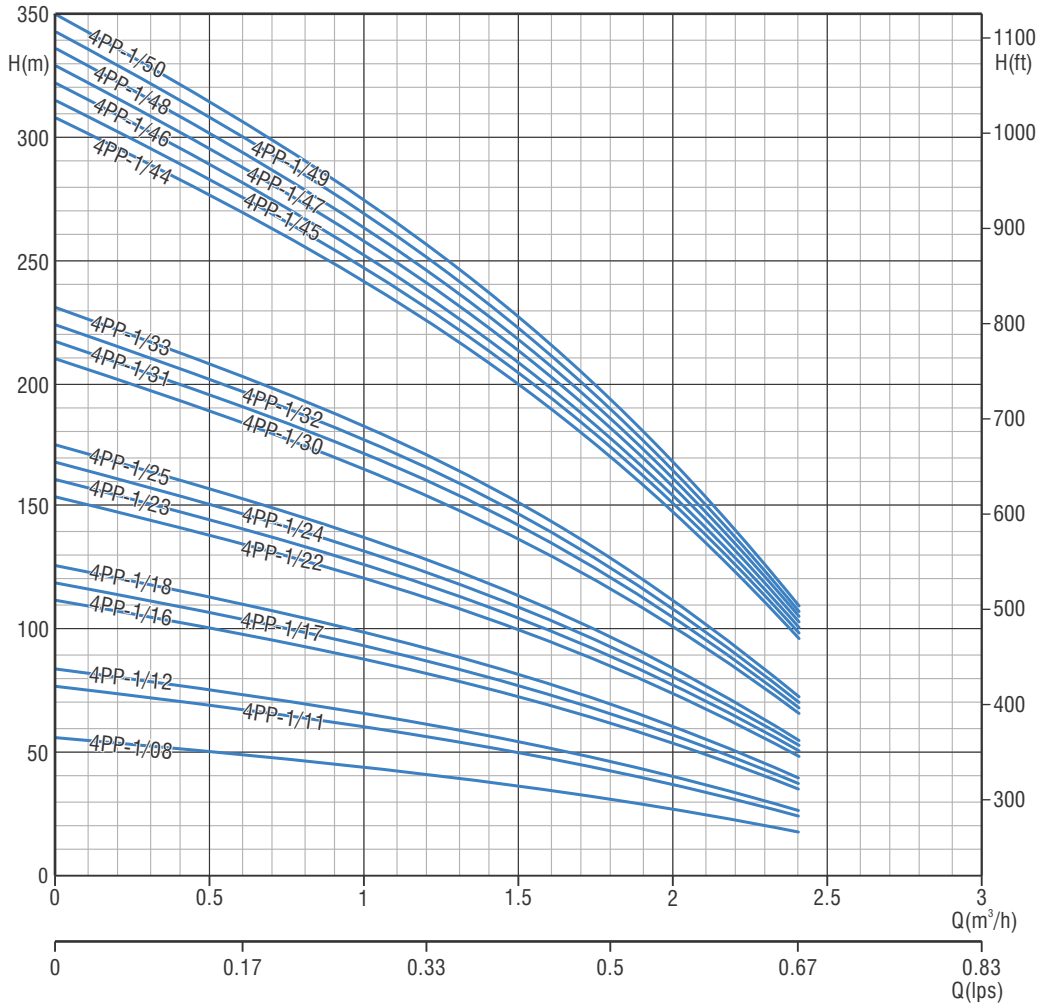

Model	Motor Power		Q(m^3/h)	0	0.2	0.4	0.7	1.2	1.3	1.9	2.4
	kW	HP	Q(lps)	0	0.08	0.12	0.2	0.33	0.38	0.53	0.67
4PP-1/08	0.37	0.5	Head(m)	56	52	50	46	40	38	28	18
4PP-1/11	0.55	0.75		77	72	69	64	55	52	39	24
4PP-1/12	0.55	0.75		84	78	76	70	60	56	42	26
4PP-1/16	0.75	1		112	104	101	93	80	75	56	35
4PP-1/17	0.75	1		119	111	107	99	85	80	60	37
4PP-1/18	0.75	1		126	117	113	104	90	85	63	40
4PP-1/22	1.1	1.5		154	143	139	128	110	103	77	48
4PP-1/23	1.1	1.5		161	150	145	133	115	108	81	51
4PP-1/24	1.1	1.5		168	156	151	139	120	113	84	53
4PP-1/25	1.1	1.5		175	163	158	145	125	118	88	55
4PP-1/30	1.5	2		210	195	189	174	150	141	105	66
4PP-1/31	1.5	2		217	202	195	180	155	146	109	68
4PP-1/32	1.5	2		224	208	202	186	160	150	112	70
4PP-1/33	1.5	2		231	215	208	191	165	155	116	73
4PP-1/44	2.2	3		308	286	277	255	220	207	154	97
4PP-1/45	2.2	3		315	293	284	261	225	212	158	99
4PP-1/46	2.2	3		322	299	290	267	230	216	161	101
4PP-1/47	2.2	3		329	306	296	273	235	221	165	103
4PP-1/48	2.2	3		336	312	302	278	240	226	168	106
4PP-1/49	2.2	3		343	319	309	284	245	230	172	108
4PP-1/50	2.2	3		350	325	315	290	250	235	175	110

In view of continuous improvements in our design and process, the information, dimensions and specifications given herein are subject to change without notice.

4PP-2

Nominal Flow: 2 m^3/h

Outlet Size: 1¼”

Performance Curve

2900 rpm

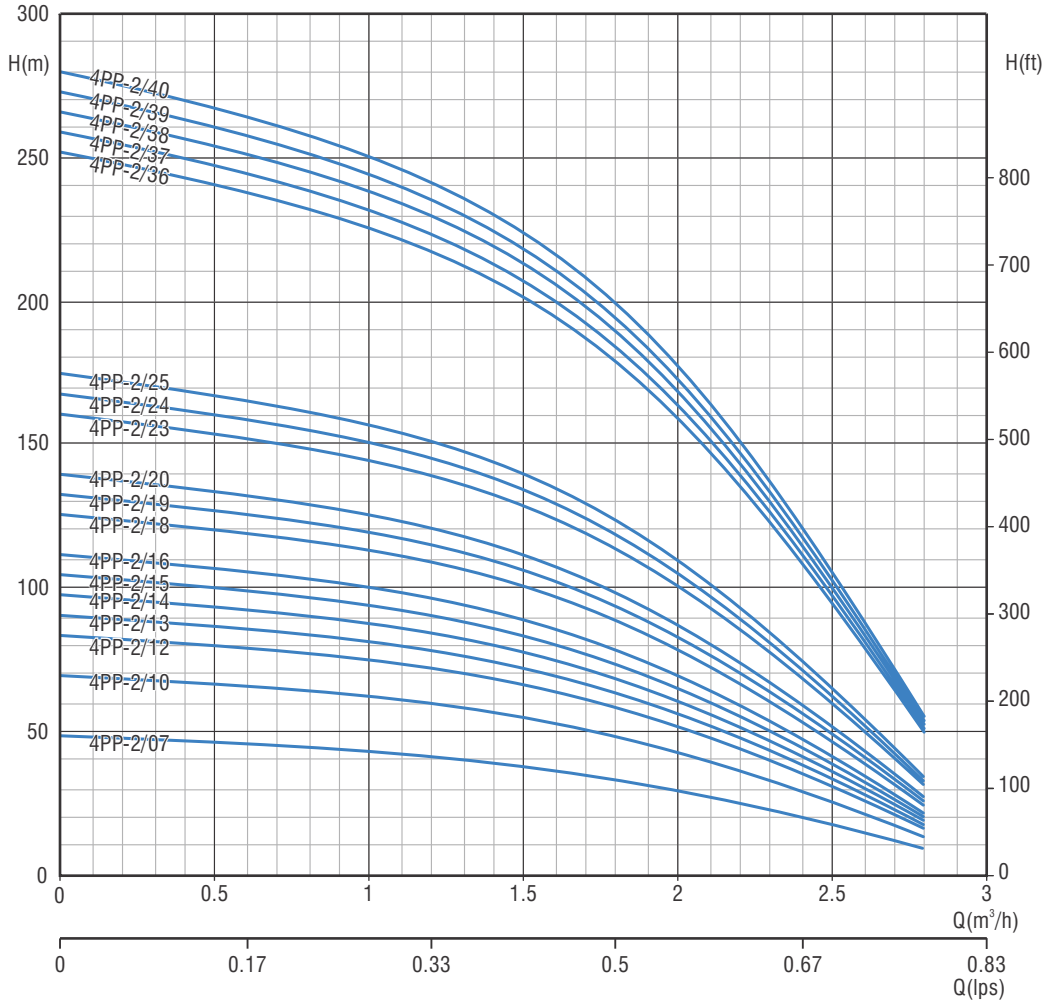

Model	Motor Power		Q(m³/h)	0	0.9	1.2	1.5	1.8	2.1	2.5	2.8
	kW	HP	Q(lps)	0	0.25	0.33	0.42	0.5	0.6	0.7	0.8
4PP-2/07	0.37	0.5	Head(m)	49	46	43	40	35	29	20	10
4PP-2/10	0.55	0.75		70	65	62	57	50	41	29	14
4PP-2/12	0.75	1		84	78	74	68	60	49	35	17
4PP-2/13	0.75	1		91	85	81	74	65	53	38	18
4PP-2/14	0.75	1		98	91	87	80	70	57	41	20
4PP-2/15	0.75	1		105	98	93	86	75	62	44	21
4PP-2/16	0.75	1		112	104	99	91	80	66	46	22
4PP-2/18	1.1	1.5		126	117	112	103	90	74	52	25
4PP-2/19	1.1	1.5		133	124	118	108	95	78	55	27
4PP-2/20	1.1	1.5		140	130	124	114	100	82	58	28
4PP-2/23	1.5	2		161	150	143	131	115	94	67	32
4PP-2/24	1.5	2		168	156	149	137	120	98	70	34
4PP-2/25	1.5	2		175	163	155	143	125	103	73	35
4PP-2/36	2.2	3		252	234	223	205	180	148	104	50
4PP-2/37	2.2	3		259	241	229	211	185	152	107	52
4PP-2/38	2.2	3		266	247	236	217	190	156	110	53
4PP-2/39	2.2	3		273	254	242	222	195	160	113	55
4PP-2/40	2.2	3		280	260	248	228	200	164	116	56

In view of continuous improvements in our design and process, the information, dimensions and specifications given herein are subject to change without notice.

4PP-3

Nominal Flow: 3 m^3/h

Outlet Size: 1¼”

Performance Curve

2900 rpm

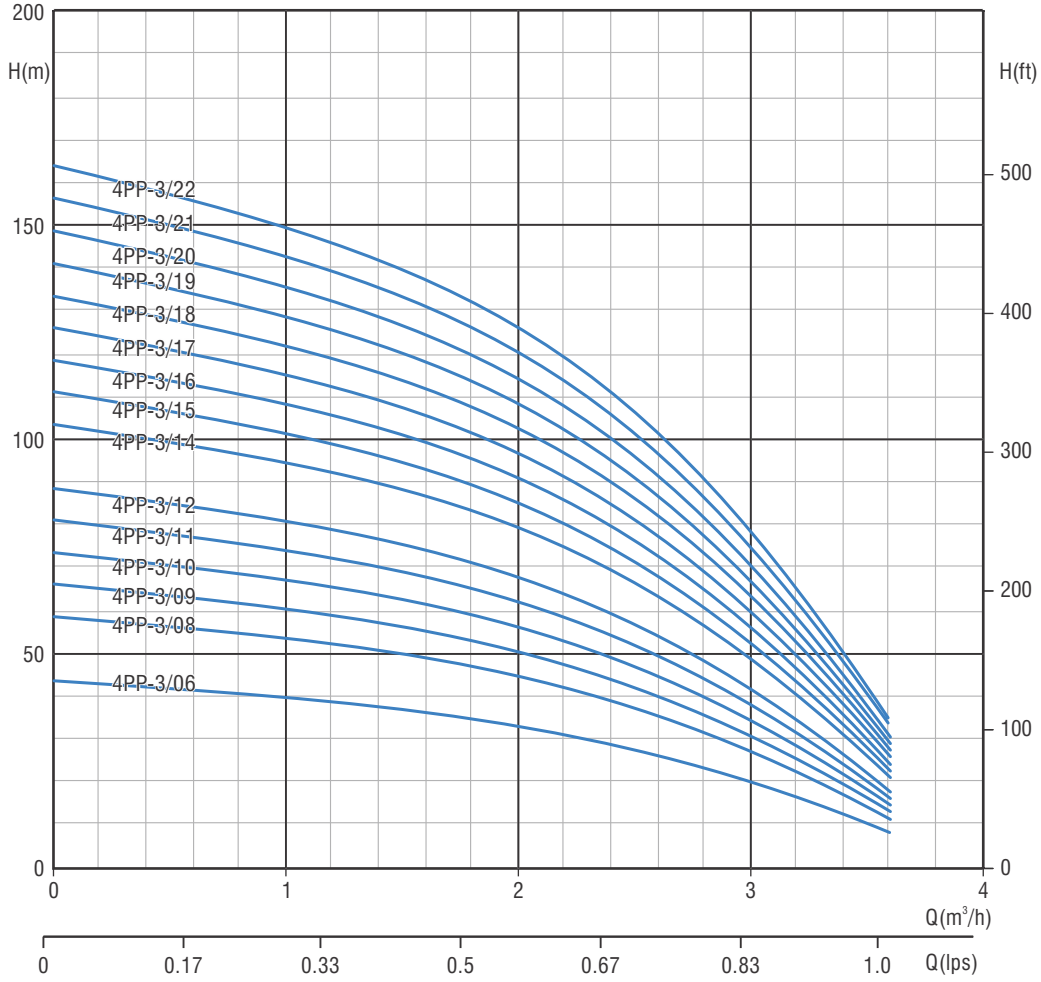

Model	Motor Power		Q(m^3/h)	0	1.2	1.5	1.9	2.4	3	3.3	3.6
	kW	HP	Q(lps)	0	0.33	0.42	0.53	0.67	0.83	0.92	1
4PP-3/06	0.37	0.5	Head(m)	45	41	39	35	30	22	16	10
4PP-3/08	0.55	0.75		60	54	52	47	40	29	22	13
4PP-3/09	0.55	0.75		68	61	59	53	45	32	24	14
4PP-3/10	0.75	1		75	68	65	59	50	36	27	16
4PP-3/11	0.75	1		83	75	72	65	55	40	30	18
4PP-3/12	0.75	1		90	82	78	71	60	43	32	19
4PP-3/14	1.1	1.5		105	95	91	83	70	50	38	22
4PP-3/15	1.1	1.5		113	102	98	89	75	54	41	24
4PP-3/16	1.1	1.5		120	109	104	94	80	58	43	26
4PP-3/17	1.1	1.5		128	116	111	100	85	61	46	27
4PP-3/18	1.5	2		135	122	117	106	90	65	49	29
4PP-3/19	1.5	2		143	129	124	112	95	68	51	30
4PP-3/20	1.5	2		150	136	130	118	100	72	54	32
4PP-3/21	1.5	2		158	143	137	124	105	76	57	34

In view of continuous improvements in our design and process, the information, dimensions and specifications given herein are subject to change without notice.

4PP-3

Nominal Flow: 3 m^3/h

Outlet Size: 1¼”

Performance Curve

2900 rpm

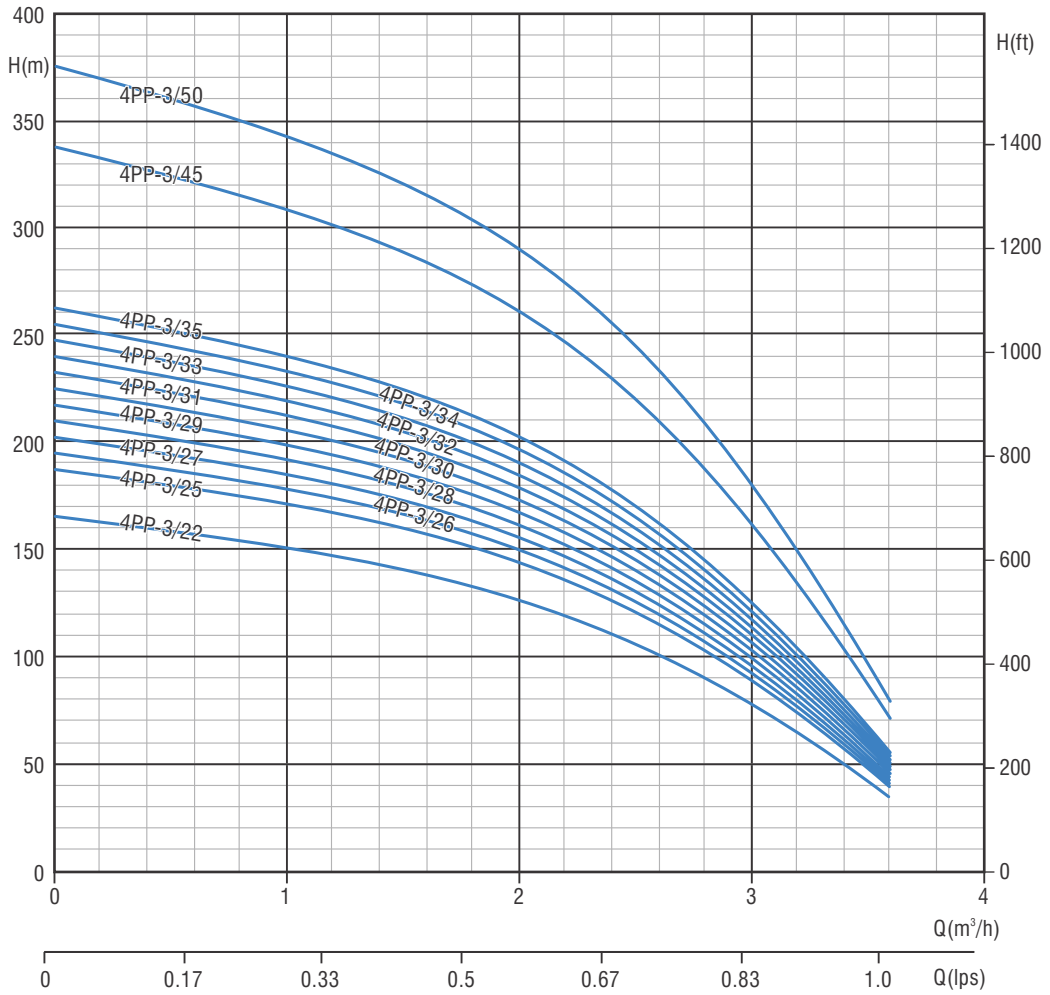

Model	Motor Power		Q(m^3/h)	0	1.2	1.5	1.9	2.4	3	3.3	3.6
	kW	HP	Q(lps)	0	0.33	0.42	0.53	0.67	0.83	0.92	1
4PP-3/22	1.5	2	Head(m)	165	150	143	130	110	79	59	35
4PP-3/25	2.2	3		188	170	163	148	125	90	68	40
4PP-3/26	2.2	3		195	177	169	153	130	94	70	42
4PP-3/27	2.2	3		203	184	176	159	135	97	73	43
4PP-3/28	2.2	3		210	190	182	165	140	101	76	45
4PP-3/29	2.2	3		218	197	189	171	145	104	78	46
4PP-3/30	2.2	3		225	204	195	177	150	108	81	48
4PP-3/31	2.2	3		233	211	202	183	155	112	84	50
4PP-3/32	2.2	3		240	218	208	189	160	115	86	51
4PP-3/33	2.2	3		248	224	215	195	165	119	89	53
4PP-3/34	2.2	3		255	231	221	201	170	122	92	54
4PP-3/35	2.2	3		263	238	228	207	175	126	95	56
4PP-3/45	3	4		338	306	293	266	225	162	122	72
4PP-3/50	3.7	5		375	340	325	295	250	180	135	80

In view of continuous improvements in our design and process, the information, dimensions and specifications given herein are subject to change without notice.

4PP-4

Nominal Flow: 4 m^3/h

Outlet Size: 1¼”

Performance Curve

2900 rpm

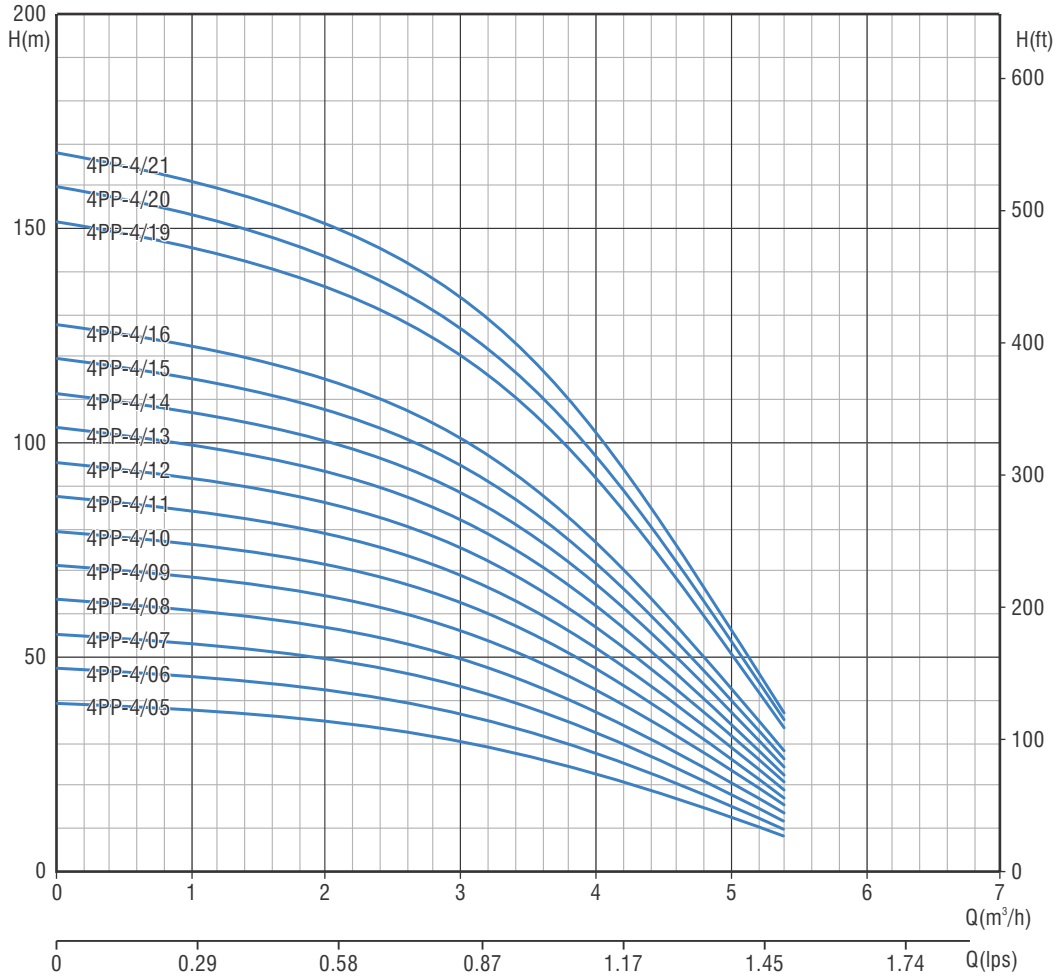

Model	Motor Power		Q(m^3/h)	0	1.5	2.1	3	3.9	4.3	4.8	5.4
	kW	HP	Q(lps)	0	0.42	0.6	0.83	1.08	1.2	1.33	1.5
4PP-4/05	0.55	0.75	Head(m)	40	38	36	32	25	21	16	9
4PP-4/06	0.55	0.75		48	46	44	38	30	25	19	11
4PP-4/07	0.75	1		56	53	51	44	35	29	22	13
4PP-4/08	0.75	1		64	61	58	51	40	34	26	14
4PP-4/09	0.75	1		72	68	66	57	45	38	29	16
4PP-4/10	1.1	1.5		80	76	73	64	50	42	32	18
4PP-4/11	1.1	1.5		88	84	80	70	55	46	35	20
4PP-4/12	1.1	1.5		96	91	87	76	60	50	38	22
4PP-4/13	1.5	2		104	99	95	83	65	55	42	23
4PP-4/14	1.5	2		112	106	102	89	70	59	45	25
4PP-4/15	1.5	2		120	114	109	95	75	63	48	27
4PP-4/16	1.5	2		128	122	116	102	80	67	51	29
4PP-4/19	2.2	3		152	144	138	121	95	80	61	34
4PP-4/20	2.2	3		160	152	146	127	100	84	64	36
4PP-4/21	2.2	3		168	160	153	133	105	88	67	38

In view of continuous improvements in our design and process, the information, dimensions and specifications given herein are subject to change without notice.

4PP-4

Nominal Flow: 4 m^3/h

Outlet Size: 1¼”

Performance Curve

2900 rpm

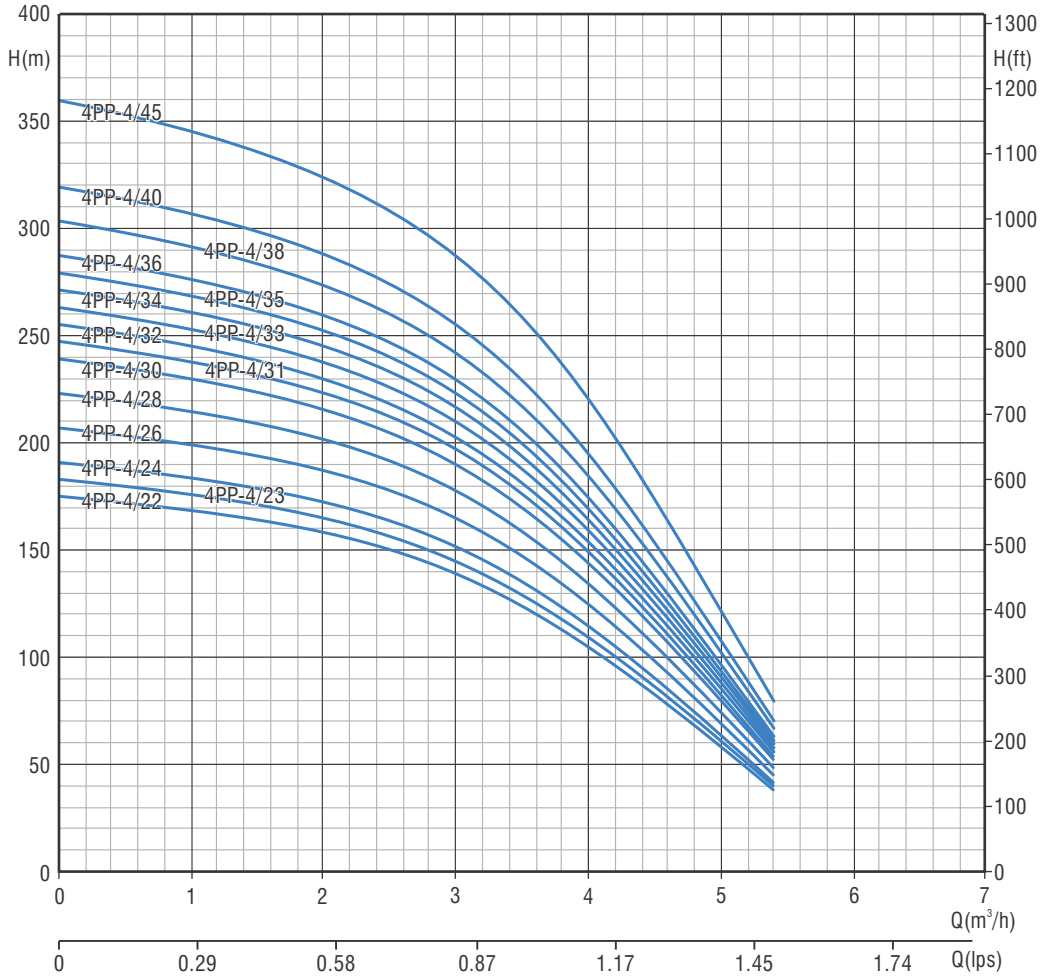

Model	Motor Power		Q(m^3/h)	0	1.5	2.1	3	3.9	4.3	4.8	5.4
	kW	HP	Q(lps)	0	0.42	0.6	0.83	1.08	1.2	1.33	1.5
4PP-4/22	2.2	3	Head(m)	176	167	160	140	110	92	70	40
4PP-4/23	2.2	3		184	175	167	146	115	97	74	41
4PP-4/24	2.2	3		192	182	175	152	120	101	77	43
4PP-4/26	2.2	3		208	198	189	165	130	109	83	47
4PP-4/28	3	4		224	213	204	178	140	118	90	50
4PP-4/30	3	4		240	228	218	191	150	126	96	54
4PP-4/31	3.7	5		248	236	226	197	155	130	99	56
4PP-4/32	3.7	5		256	243	233	203	160	134	102	58
4PP-4/33	3.7	5		264	251	240	210	165	139	106	59
4PP-4/34	3.7	5		272	258	248	216	170	143	109	61
4PP-4/35	3.7	5		280	266	255	222	175	147	112	63
4PP-4/36	3.7	5		288	274	262	229	180	151	115	65
4PP-4/38	3.7	5		304	289	277	241	190	160	122	68
4PP-4/40	3.7	5		320	304	291	254	200	168	128	72
4PP-4/45	4.5	6		360	342	328	286	225	189	144	81

In view of continuous improvements in our design and process, the information, dimensions and specifications given herein are subject to change without notice.

4PP-5

Nominal Flow: 5 m^3/h

Outlet Size: 1½”

Performance Curve

2900 rpm

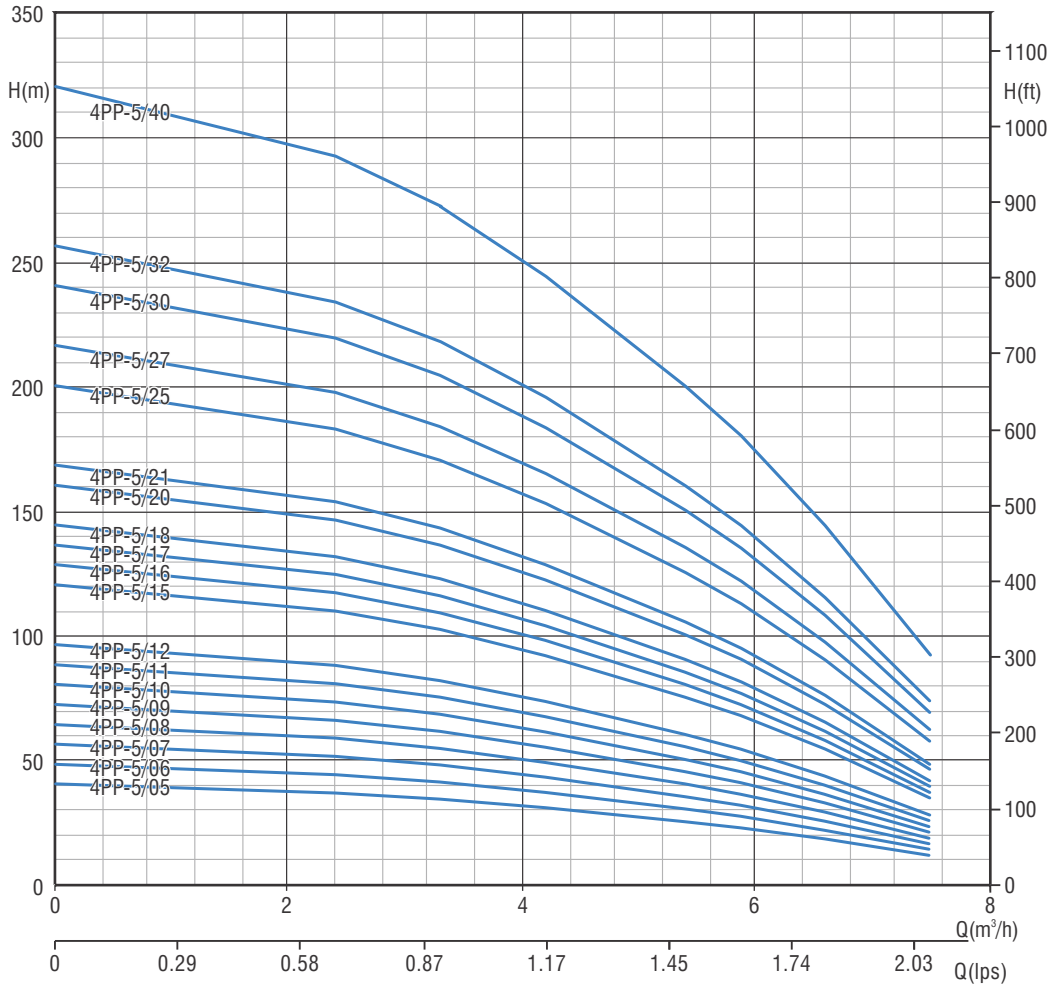

Model	Motor Power		Q(m^3/h)	0	2.4	3.3	4.2	5.4	5.8	6.6	7.5
	kW	HP	Q(lps)	0	0.67	0.92	1.17	1.5	1.63	1.83	2.08
4PP-5/05	0.75	1	Head(m)	40	37	34	31	25	23	18	12
4PP-5/06	0.75	1		48	44	41	37	30	27	22	14
4PP-5/07	1.1	1.5		56	51	48	43	35	32	25	16
4PP-5/08	1.1	1.5		64	58	54	49	40	36	29	18
4PP-5/09	1.1	1.5		72	66	61	55	45	41	32	21
4PP-5/10	1.5	2		80	73	68	61	50	45	36	23
4PP-5/11	1.5	2		88	80	75	67	55	50	40	25
4PP-5/12	1.5	2		96	88	82	73	60	54	43	28
4PP-5/15	2.2	3		120	110	102	92	75	68	54	35
4PP-5/16	2.2	3		128	117	109	98	80	72	58	37
4PP-5/17	2.2	3		136	124	116	104	85	77	61	39
4PP-5/18	2.2	3		144	131	122	110	90	81	65	41
4PP-5/20	3	4		160	146	136	122	100	90	72	46
4PP-5/21	3	4		168	153	143	128	105	95	76	48
4PP-5/25	3.7	5		200	183	170	153	125	113	90	58
4PP-5/27	3.7	5		216	197	184	165	135	122	97	62
4PP-5/30	4.5	6		240	219	204	183	150	135	108	69
4PP-5/32	4.5	6		256	234	218	195	160	144	115	74
4PP-5/40	5.5	7.5		320	292	272	244	200	180	144	92

In view of continuous improvements in our design and process, the information, dimensions and specifications given herein are subject to change without notice.

4PP-8

Nominal Flow: 8 m^3/h

Outlet Size: 1½”

Performance Curve

2900 rpm

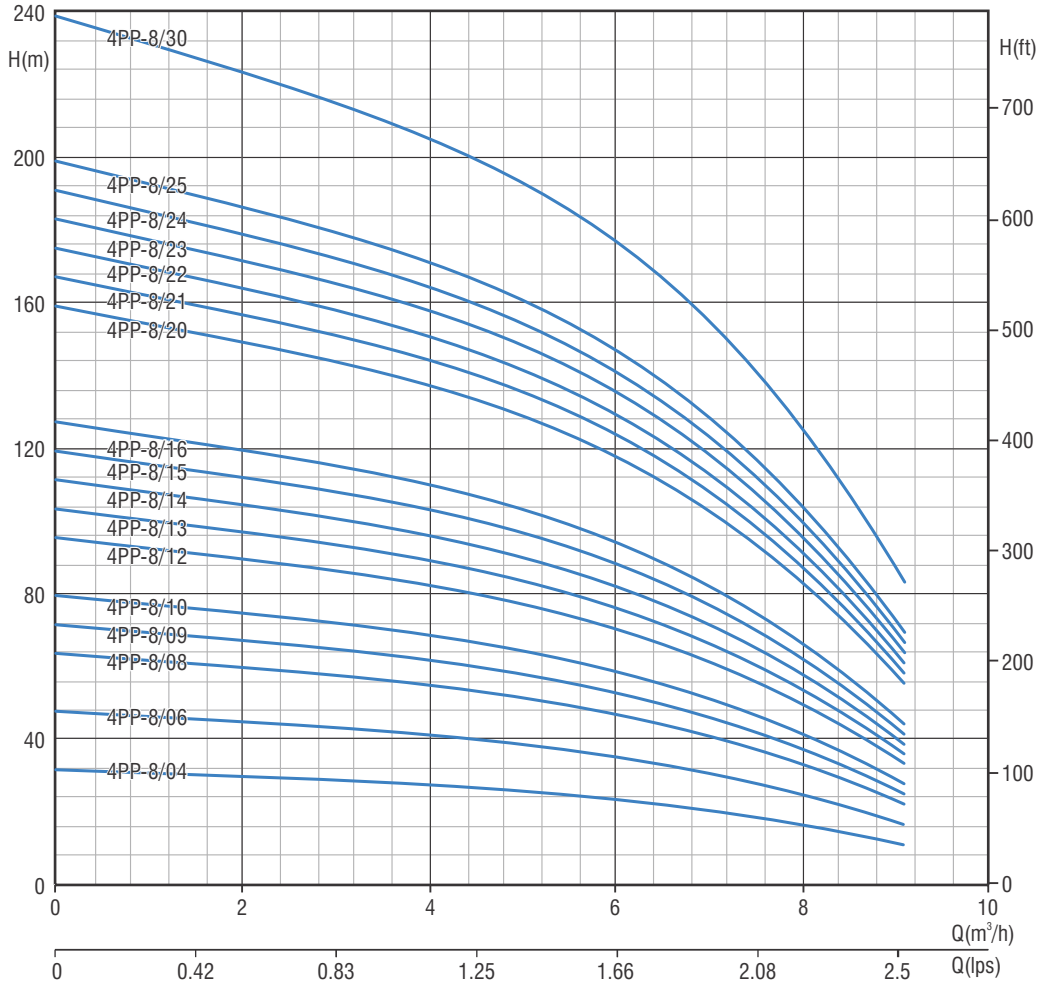

Model	Motor Power		Q(m^3/h)	0	3.9	4.8	5.7	7.2	8.1	8.5	9
	kW	HP	Q(lps)	0	1.08	1.33	1.58	2	2.25	2.37	2.5
4PP-8/04	0.75	1	Head(m)	32	28	26	24	20	16	14	11
4PP-8/06	1.1	1.5		48	42	39	36	30	25	21	17
4PP-8/08	1.5	2		64	56	52	48	40	33	28	22
4PP-8/09	1.5	2		72	63	59	54	45	37	32	25
4PP-8/10	1.5	2		80	70	66	60	50	41	35	28
4PP-8/12	2.2	3		96	84	79	72	60	49	42	34
4PP-8/13	2.2	3		104	91	85	78	65	53	46	36
4PP-8/14	2.2	3		112	98	92	84	70	57	49	39
4PP-8/15	2.2	3		120	105	98	90	75	62	53	42
4PP-8/16	3	4		128	112	105	96	80	66	56	45
4PP-8/20	3.7	5		160	140	131	120	100	82	70	56
4PP-8/21	3.7	5		168	147	138	126	105	86	74	59
4PP-8/22	3.7	5		176	154	144	132	110	90	77	62
4PP-8/23	3.7	5		184	161	151	138	115	94	81	64
4PP-8/24	3.7	5		192	168	157	144	120	98	84	67
4PP-8/25	3.7	5		200	175	164	150	125	103	88	70
4PP-8/25	4.5	6		200	175	164	150	125	103	88	70
4PP-8/30	5.5	7.5		240	210	197	180	150	123	105	84

In view of continuous improvements in our design and process, the information, dimensions and specifications given herein are subject to change without notice.

4PP-10
(MIXED FLOW)

Nominal Flow: 10 m^3/h

Outlet Size: 2”

Performance Curve

2900 rpm

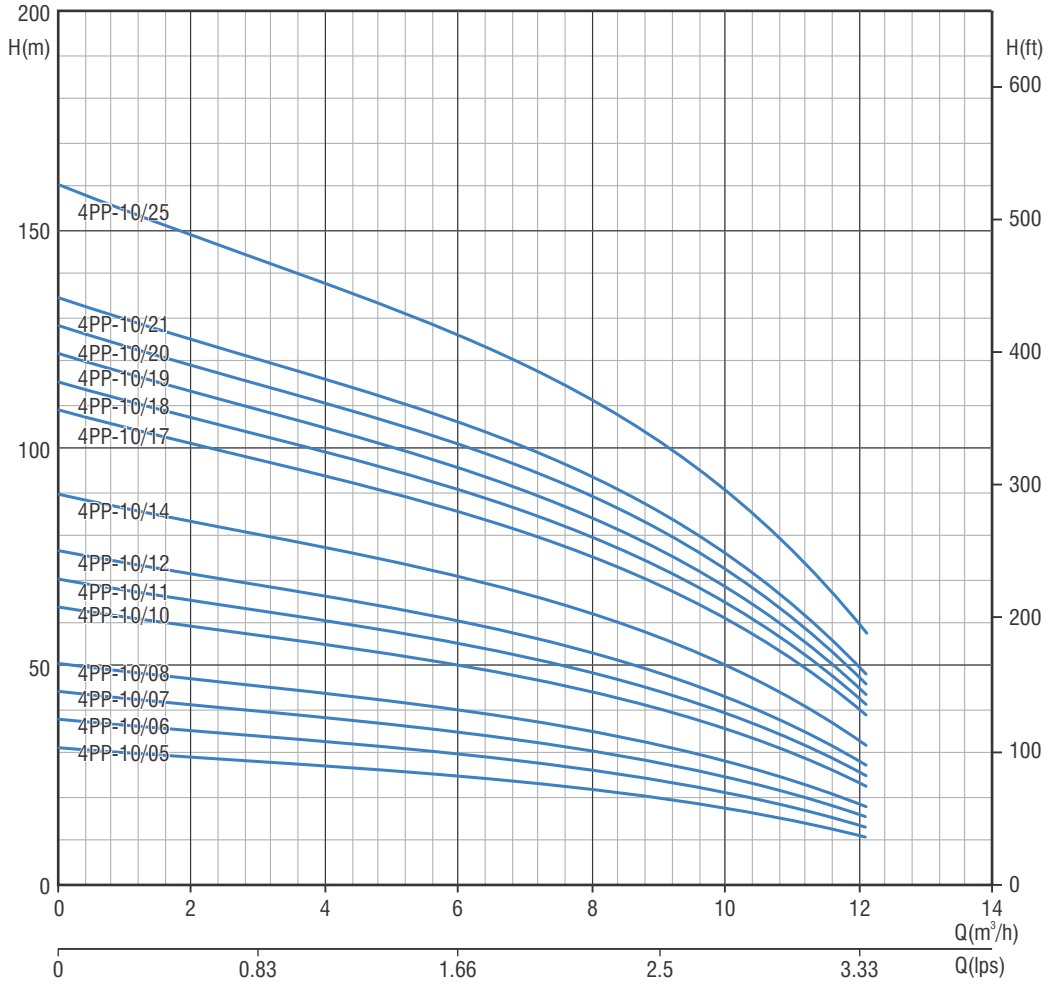

Model	Motor Power		Q(m³/h)	0	6.3	7.2	7.8	9.6	10.5	11.4	12.3
	kW	HP	Q(lps)	0	1.8	2	2.2	2.7	2.9	3.2	3.4
4PP-10/05	1.1	1.5	Head(m)	32	25	24	23	20	18	15	12
4PP-10/06	1.1	1.5		38	29	28	27	24	22	18	14
4PP-10/07	1.5	2		45	34	33	32	28	25	21	16
4PP-10/08	1.5	2		51	39	38	36	32	29	24	19
4PP-10/10	2.2	3		64	49	47	45	40	36	30	23
4PP-10/11	2.2	3		70	54	52	50	44	40	33	26
4PP-10/12	2.2	3		77	59	56	54	48	43	36	28
4PP-10/14	3	4		90	69	66	63	56	50	42	33
4PP-10/17	3.7	5		109	83	80	77	68	61	51	40
4PP-10/18	3.7	5		115	88	85	81	72	65	54	42
4PP-10/19	3.7	5		122	93	89	86	76	68	57	44
4PP-10/20	3.7	5		128	98	94	90	80	72	60	47
4PP-10/20	4.5	6		128	98	94	90	80	72	60	47
4PP-10/21	4.5	6		134	103	99	95	84	76	63	49
4PP-10/25	5.5	7.5		160	123	118	113	100	90	75	58

In view of continuous improvements in our design and process, the information, dimensions and specifications given herein are subject to change without notice.

4PP-15
(MIXED FLOW)

Nominal Flow: 15 m^3/h

Outlet Size: 2”

Performance Curve

2900 rpm

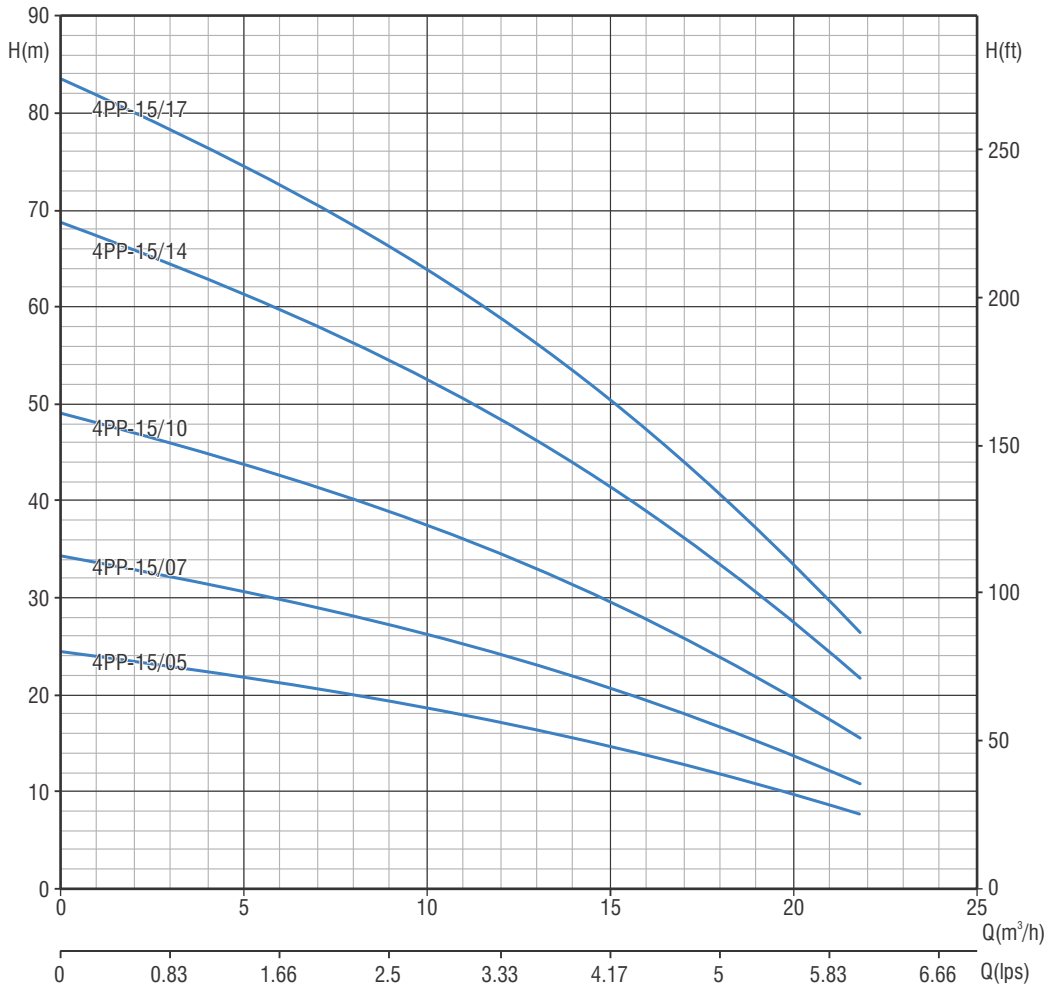

Model	Motor Power		Q(m^3/h)	0	7.8	10.2	12.6	14.4	16.8	19.2	21.6
	kW	HP	Q(lps)	0	2.2	2.8	3.5	4	4.7	5.3	6
4PP-15/05	1.1	1.5	Head(m)	25	21	18	17	15	14	11	8
4PP-15/07	1.5	2		34	29	26	23	21	19	15	11
4PP-15/10	2.2	3		49	41	37	33	30	27	21	16
4PP-15/14	3	4		69	58	51	47	42	38	30	22
4PP-15/17	3.7	5		83	70	62	57	51	46	36	27

In view of continuous improvements in our design and process, the information, dimensions and specifications given herein are subject to change without notice.

4PP-18

(MIXED FLOW)

Nominal Flow: 18 m^3/h

Outlet Size: 2”

Performance Curve

2900 rpm

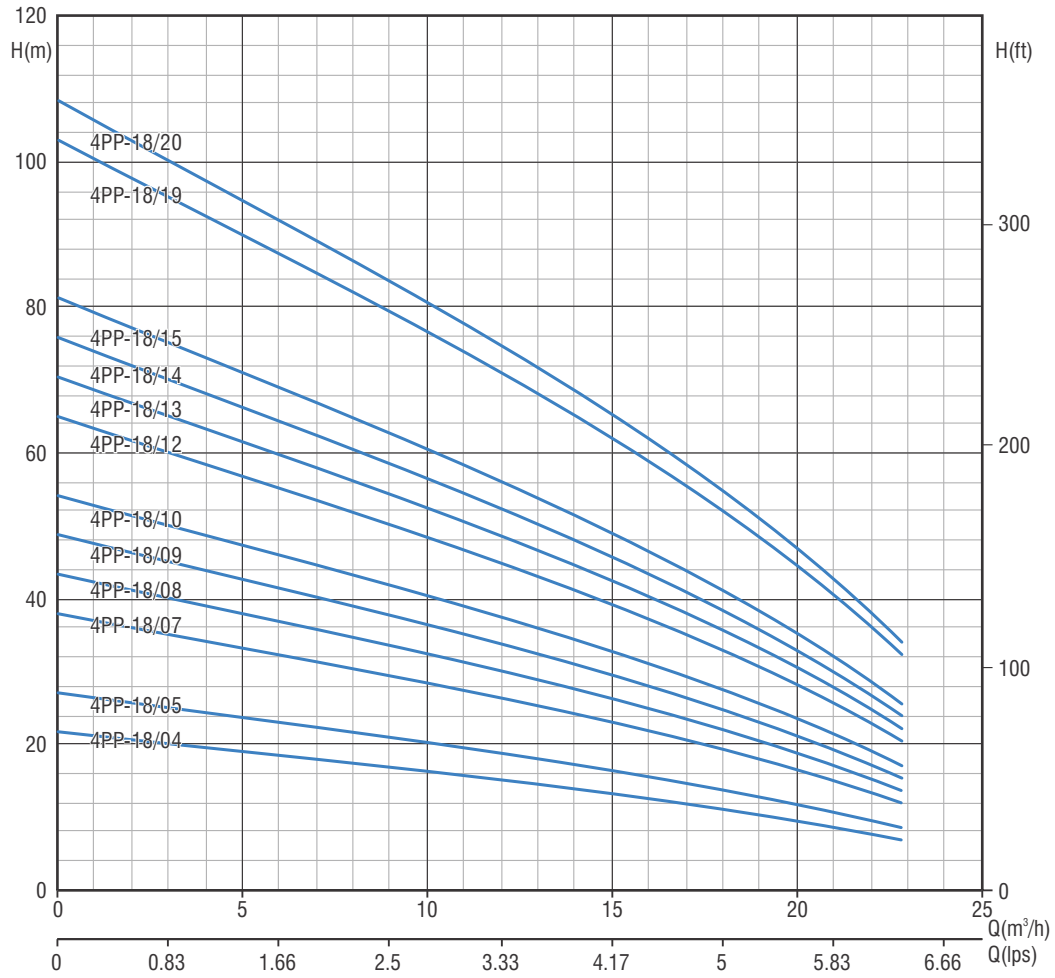

Model	Motor Power		Q(m^3/h)	0	11.4	13.8	15	16.8	19.2	21.6	22.8
	kW	HP	Q(lps)	0	3.2	3.8	4.2	4.7	5.3	6	6.3
4PP-18/04	1.1	1.5	Head(m)	22	15	14	13	12	10	8	7
4PP-18/05	1.5	2		27	19	17	16	15	13	10	9
4PP-18/07	2.2	3		38	27	24	22	21	18	14	12
4PP-18/08	2.2	3		43	30	27	26	24	20	16	14
4PP-18/09	2.2	3		49	34	31	29	27	23	18	15
4PP-18/10	3	4		54	38	34	32	30	25	20	17
4PP-18/12	3.7	5		65	46	41	38	36	30	24	20
4PP-18/13	3.7	5		70	49	44	42	39	33	26	22
4PP-18/14	3.7	5		76	53	48	45	42	35	28	24
4PP-18/15	4.5	6		81	57	51	48	45	38	30	26
4PP-18/19	5.5	7.5		103	72	65	61	57	48	38	32
4PP-18/20	5.5	7.5		108	76	68	64	60	50	40	34

In view of continuous improvements in our design and process, the information, dimensions and specifications given herein are subject to change without notice.

4PP-22
(MIXED FLOW)

Nominal Flow: 22 m^3/h

Outlet Size: 2½”

Performance Curve

2900 rpm

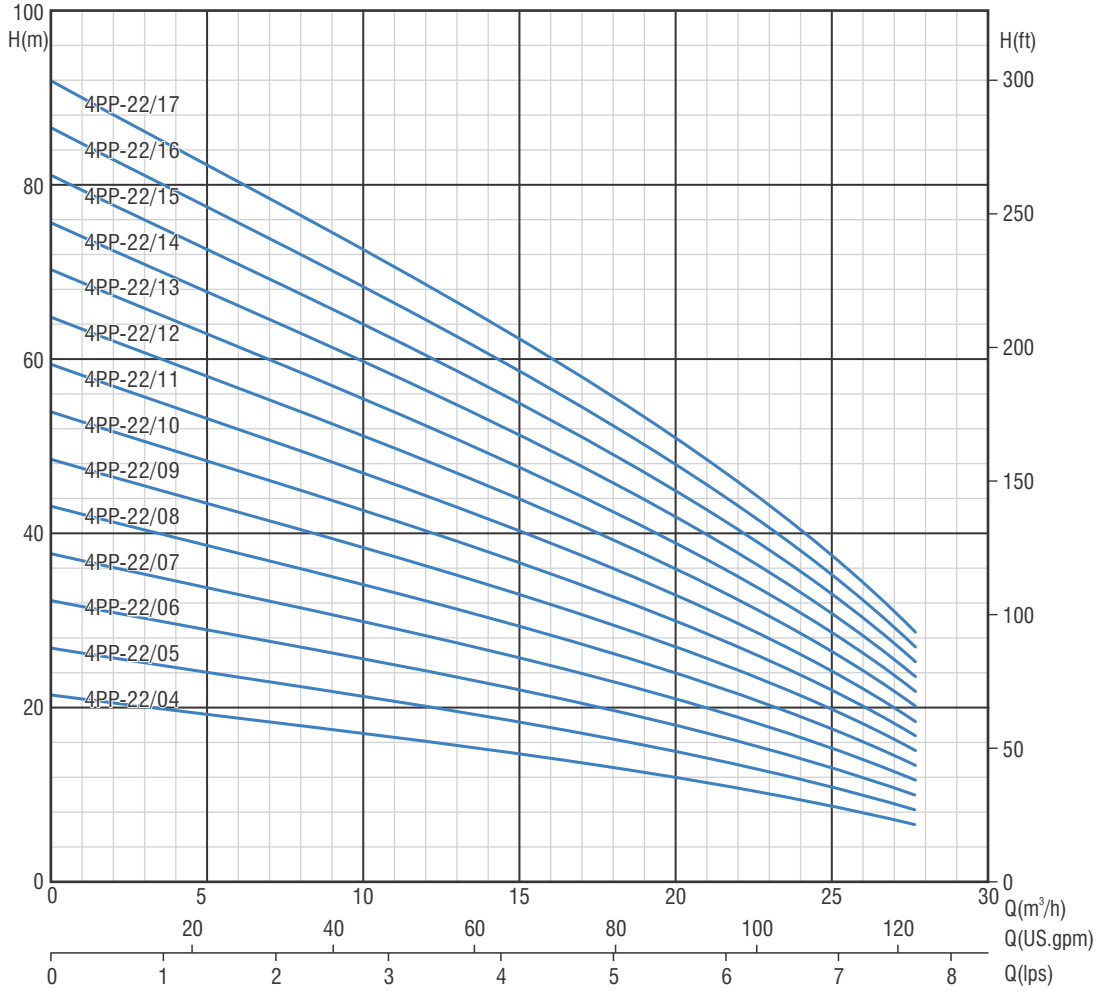

Model	Motor Power		Q(m^3/h)	0	13.6	16.4	17.9	20.0	22.9	25.7	27.1
	kW	HP	Q(lps)	0	3.80	4.60	5.00	5.60	6.40	7.20	7.50
4PP-22/04	1.1	1.5	Head(m)	22	15	14	13	12	10	8	7
4PP-22/05	1.5	2		27	19	17	16	15	13	10	9
4PP-22/06	2.2	3		32	23	20	19	18	15	12	10
4PP-22/07	2.2	3		38	27	24	22	21	18	14	12
4PP-22/08	3	4		43	30	27	26	24	20	16	14
4PP-22/09	3	4		49	34	31	29	27	23	18	15
4PP-22/10	3	4		54	38	34	32	30	25	20	17
4PP-22/11	3.7	5		59	42	37	35	33	28	22	19
4PP-22/12	3.7	5		65	46	41	38	36	30	24	20
4PP-22/13	4.5	6		70	49	44	42	39	33	26	22
4PP-22/14	4.5	6		76	53	48	45	42	35	28	24
4PP-22/15	5.5	7.5		81	57	51	48	45	38	30	26
4PP-22/16	5.5	7.5		86	61	54	51	48	40	32	27
4PP-22/17	5.5	7.5		92	65	58	54	51	43	34	29

In view of continuous improvements in our design and process, the information, dimensions and specifications given herein are subject to change without notice.

HORIZONTAL DISTANCE (X) IN INCHES	NOMINAL PIPE DIAMETER (D)								
		1”	1¼”	1½”	2”	2½”	3”	4”	5”	6”
4	DISCHARGE IN LPM	2	3	4	6	8	13	23	35	52
5		2	3	5	8	11	17	28	45	65
6		2	4	5	9	13	20	34	53	78
7		3	5	6	11	15	23	40	63	91
8		3	5	7	12	17	27	45	71	104
9		3	6	8	14	19	30	51	80	117
10		4	7	9	15	21	33	57	89	129
11		4	7	10	17	23	37	62	98	143
12		5	8	11	18	26	40	68	106	155
13		5	9	12	20	28	43	74	116	169
14		5	9	13	21	30	47	79	123	181
15		6	10	14	23	32	50	85	133	193
16		6	11	14	24	34	53	91	142	207
17		7	11	15	26	36	57	96	151	221
18		7	12	16	27	38	60	102	161	233
19		7	13	17	29	40	63	108	169	247
20		8	13	18	30	42	66	113	177	259
21		8	14	19	32	45	70	119	187	272
22		8	15	20	33	47	73	124	196	286
23		9	15	21	35	49	77	130	204	298
24		9	16	22	36	51	80	136	212	311
25		10	17	23	38	53	83	142	222	324
26		10	17	23	39	55	87	147	230	336
27		10	18	24	41	57	90	153	240	350
28		11	19	25	42	59	93	159	0	0
29		11	19	26	44	62	96	164	0	0
30		12	20	27	45	64	100	170	0	0
31		0	0	28	47	66	103	0	0	0
32		0	0	29	48	68	107	0	0	0
33		0	0	30	50	70	110	0	0	0
34		0	0	31	51	72	113	0	0	0
35		0	0	32	53	74	117	0	0	0

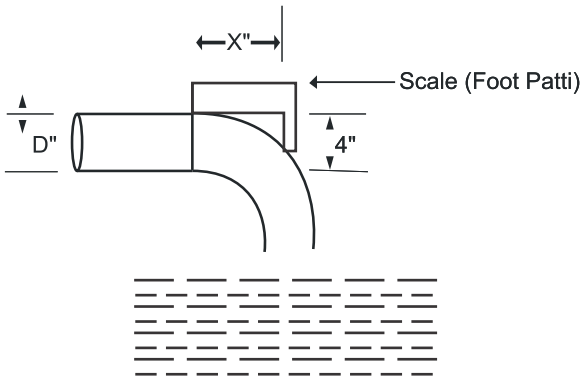

Example :
Horizontal Distance X” = 20”
Nominal Pipe Diameter D” = 2”
Discharge = 504

ALGO CONNECTING TECHNOLOGIES

FRICTION LOSS IN METER FOR GALVANIZED PIPE (C-100/PER MTR.)

Flow Rate In LPM	Nominal Pipe Dia in mm/inches								
	25/ 1”	32/ 1.25”	40/ 1.5”	50/ 2”	65/ 2.5”	80/ 3”	100/ 4”	125/ 5”	150/ 6”
30	0.098								
60	0.362	0.1197							
75	0.532	0.1808	0.0748						
96	0.840	0.2856	0.1181	0.0287					
120	1 .260	0.4314	0.1785	0.0434					
150		0.0519	0.2697	0.0656	0.0221				
192		1 .0293	0.4257	0.1035	0.0349				
240			0.6133	0.1565	0.0528	0.0217			
300			0.9721	0.2362	0.0798	0.0328			
480				0.5641	0.1903	0.0783			
600				0.8523	0.2875	0.1183	0.0291		
760				1 .2879	0.4345	0.1788	0.0440		
960				2.0332	0.6859	0.2823	0.0695	0.0235	
1200				3.0727	1 .0365	0.4265	0.1051	0.0354	
1500					1 .5662	0.6445	0.1588	0.0536	0.0220
1920					2.4728	1 .0176	0.2507	0.0846	0.0348
2400						1 .5376	0.3788	0.1278	0.0526
2400							0.3788	0.1278	0.0526
3000							0.5724	0.1931	0.0795
3600							0.8020	0.2705	0.1113
4800							1 .3656	0.4606	0.1896
6000								0.6960	0.2864
7500								1 .051 8	0.4328

FRICTION LOSS IN METER FOR GALVANIZED PIPE (C-100/PER MTR.)

Flow Rate In LPM	Nominal Pipe Dia in mm/inches								
	25/ 1”	32/ 1.25”	40/ 1.5”	50/ 2”	65/ 2.5”	80/ 3”	100/ 4”	125/ 5”	150/ 6”
30	0.046								
60	0.166	0.0565							
75	0.251	0.0854	0.0353						
96	0.397	0.1349	0.0558	0.0136					
120	0.599	0.2038	0.0843	0.0205					
150		0.3079	0.1274	0.0310	0.0104				
192		0.4861	O 2011	0.0489	0.0165				
240			0.3039	0.0739	0.0249	0.0103			
300			0.4591	0.1117	0.0377	0.0155			
480				0.2661	0.0899	0.0370			
600				0.4025		0.0559	0.0139		
760				0.6083	0.2052	0.0844	0.0208		
960				0.9604	0.3240	0.1333	0.0328	0.0111	
1200				1.4513	0.4895	0.2015	0.0496	0.0167	
1500					0.7397	0.3044	0.0750	0.0253	0.0104
1920					1 .1679	0.4806	0.1184	0.0399	0.0164
2400						0.7262	0.1789	0.0604	0.0248
2400							0.1789	0.0604	0.0248
3000							0.2703	0.0912	0.0375
3600							0.3788	0.1278	0.0526
4800							0.6150	0.2176	0.0895
6000								0.3288	0.1353
7500								0.4968	0.2044

AECSP5-E17-E1

CONNECTING TECHNOLOGIES

Registered Office:
Algo Fluid Systems Private Limited
Plot No: 2403/1, G.I.D.C. Estate, Ahmedabad Mehsana Highway,
Chhatral, Tal. Kalol, Dist. Gandhinagar - 382729, Gujarat. India
Tel. : +91-2764-234240 | E-mail : sales@algopumps.com

Associate Companies:
Algo Hydro Tech

No. 18 Siva Jothi Colony, Goldwins, Civil Aerodrome Post,
Coimbatore - 641014, Tamilnadu. India
Ph.: +91 99761 70074 | E-mail : salescbe@algopumps.com

CITB Plot No. 20, 3rd Cross, Opp. Akshay Park, Gokul Road,
Hubballi, Dist.: Dharwad - 580030, Karnataka. India
Ph.: +91 74112 13111 | E-mail : ramesh@algopumps.com